


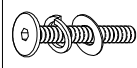
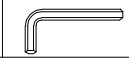






PARTS LIST/ LISTA DE PARTES

1		CHEST	1 PC/PIEZA
2		FRONT LEGS	2 PCS/PIEZAS
3		BACK LEGS	2 PCS/PIEZAS

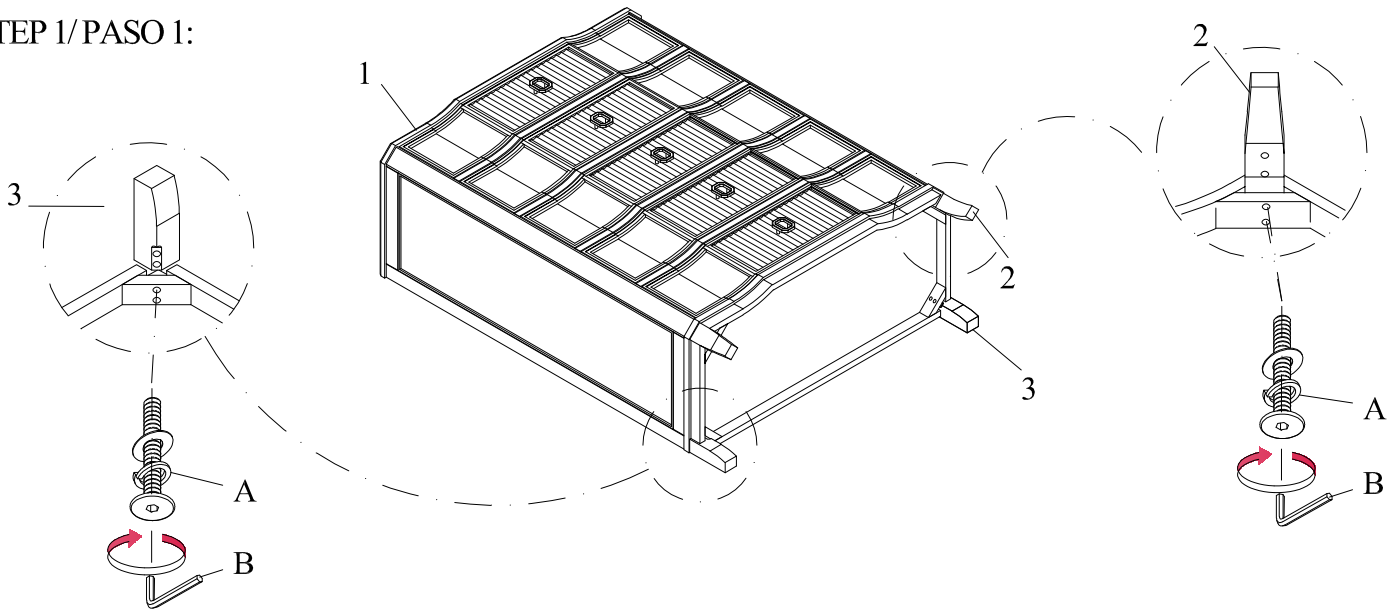
HARDWARE LIST/LISTA DE TORNILLO

A		BOLT Ø5/16"-18x2"L	8 PCS/PIEZAS
B		ALLEN WRENCH 5MM	1 PC/PIEZA

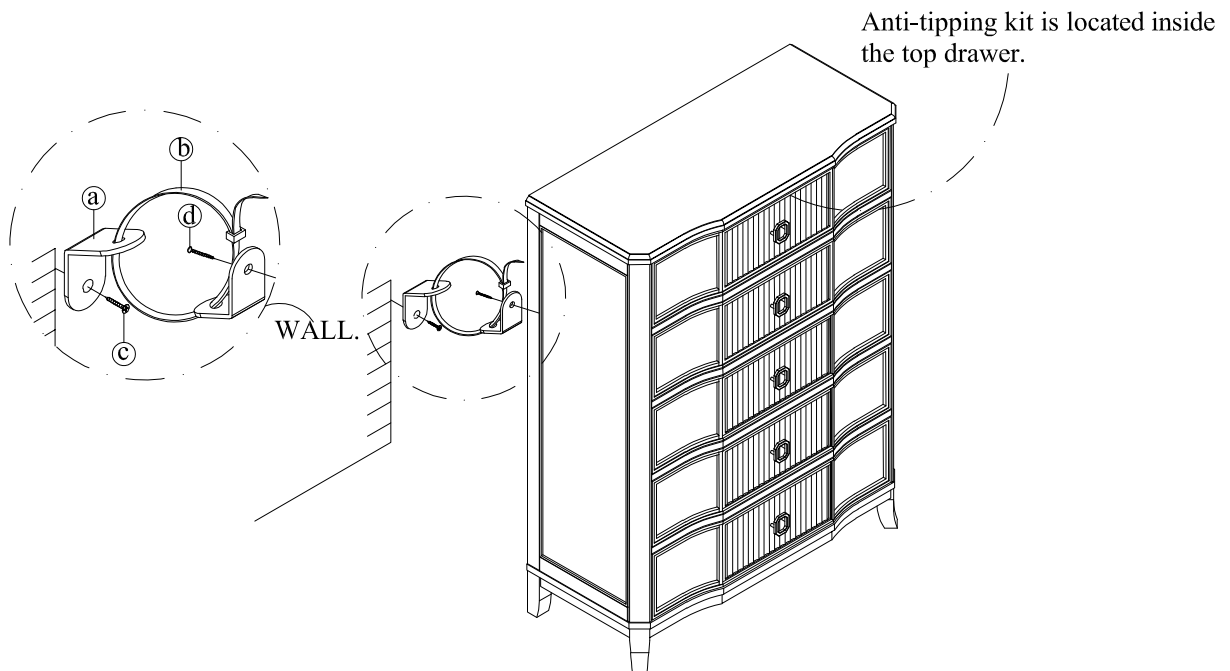
ANTI-TIP RES TRRAINT LIST

a		BRACKET	2 PCS/PIEZAS
b		STRAP	1 PC/PIEZA
c		SCREW #8*50MM	1 PC/PIEZA
d		SCREW #8*16MM	1 PC/PIEZA

STEP 1/PASO 1:



STEP 2/PASO 2:



NOTE: PERIODICALLY CHECK TO ENSURE THAT ALL CONNECTORS (BOLTS, SCREWS, ETC.) ARE TIGHT.

NOTA: VERIFIQUE PERIÓDICAMENTE QUE TODOS LOS CONECTORES (TUERCAS, TORNILLOS, ETC.) ESTÉN BIEN APRETADOS.