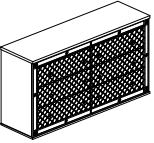




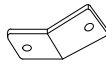



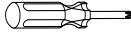
ASSEMBLY INSTRUCTION INSTRUCCIONES

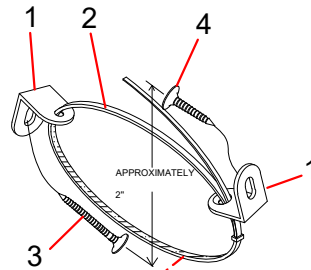
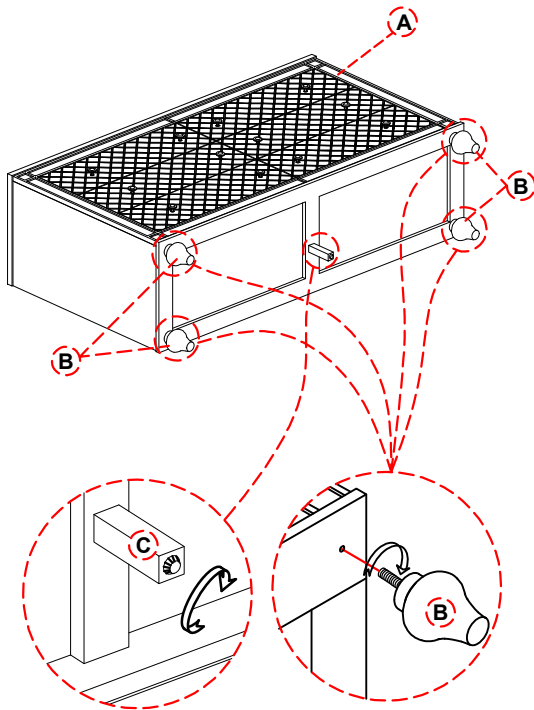
PARTS LIST LISTA DE PARTES

A	DRESSER / TOCADOR		1PC / PIEZA
B	LEGS / PIERNA		4PCS / PIEZAS
C	SUPPORT LEG / SOPORTE		1PC / PIEZA

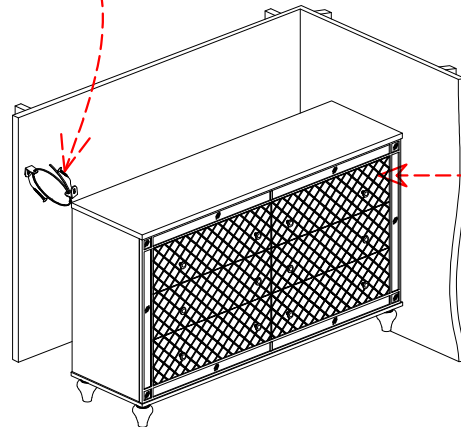
B1680-1 DRESSER B1680-1 TOCADOR

ANTI-TIPPING HARDWARE LIST LISTA DE HARDWARE ANTI-TIPPING

1	BRACKET		2PCS / PIEZAS
2	TIE WRAP		1PC / PIEZA
3	LONG SCREW #8x2" L		1PC / PIEZA
4	SHORT SCREW #8x5/8" L		1PC / PIEZA
ASSEMBLY TOOL NOT INCLUDED			



Anti-tipping kit is located inside
the top right hand drawer



NOTE: Periodically check to ensure that all connectors (bolts, screws, etc.) are tight.

NOTA: Verifique periódicamente que todos los conectores (tuercas, tornillos, etc.) estén bien apretados.