
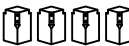




ASSEMBLY INSTRUCTIONS

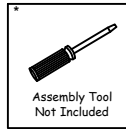
ITEM NO : B3150-2
RIVER NIGHTSTAND





BOX OF NIGHTSTAND


ITEM	DRAWING	DESCRIPTION	QTY
A		NIGHT STAND	1
B		LEG (Packed underneath bottom panel)	4

BOX OF NIGHTSTAND HARDWARE LIST

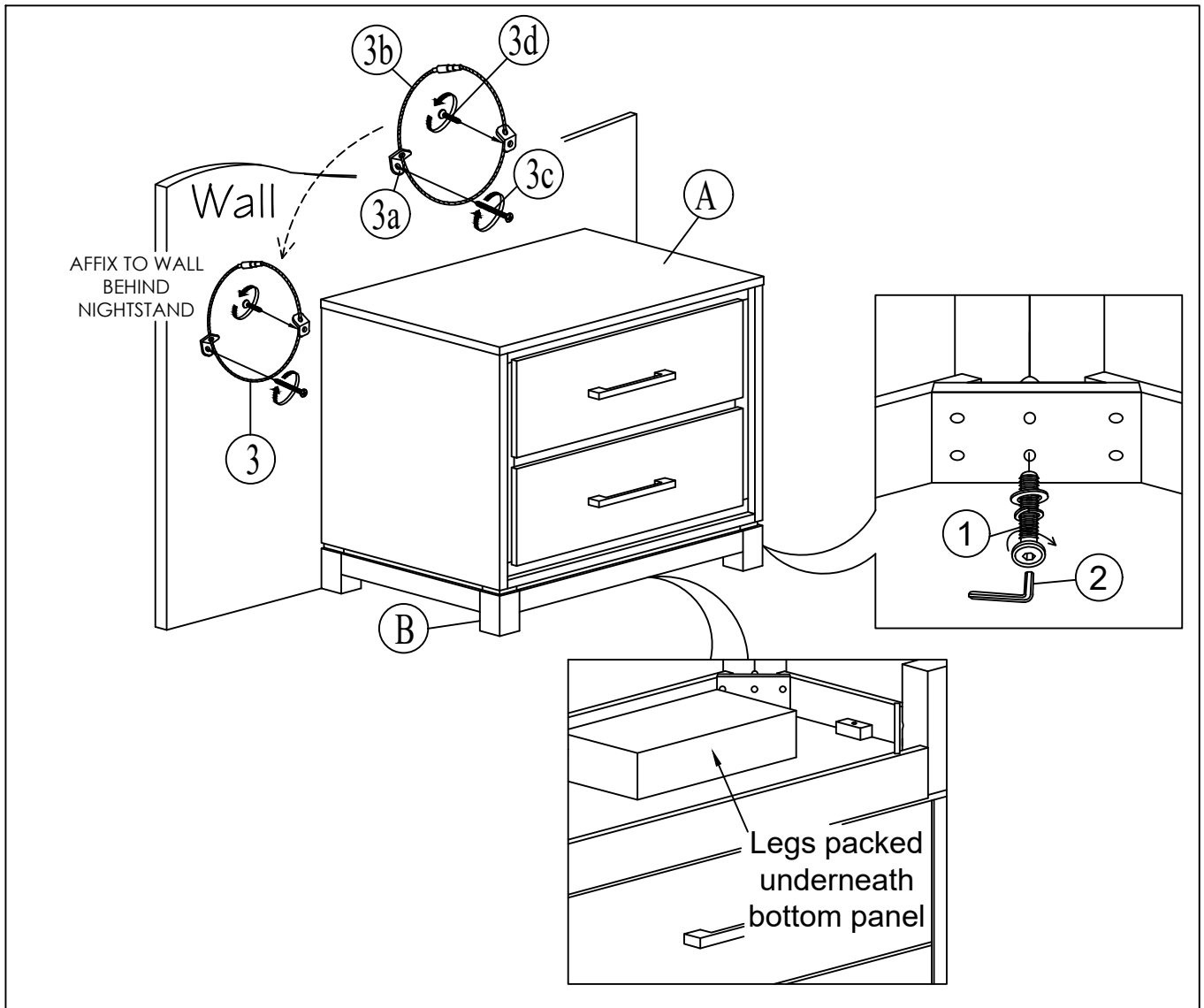
ITEM	DRAWING	DESCRIPTION	QTY
1		JCBC BOLT WITH SPRING WASHER AND FLAT WASHER (M6 x 60mm)	8
2		ALLEN KEY (M4)	1



TIPPING RESTRAINT (Affix to wall behind Chest) * Located in the Chest 1st Drawer			
3	3a		BRACKET 2
	3b		TIE WRAP 1
	3c		LONG SCREW #8x2" L 1
	3d		SHORT SCREW #8x5/8" L 1



COMPLETED NIGHT STAND ASSEMBLY



THE HARDWARE IS LOCATED IN THE PACKING ITEMS
THE ANTI TIPPING HARDWARE IS LOCATED IN THE NIGHTSTAND 1ST DRAWER

NOTE : Periodically check to ensure that all connectors (bolts, screws, etc.) are tight.

CLEANING INSTRUCTION

After assembled, clean & polish the completed parts if necessary with soft cloth and industrial recognized furniture polish

MADE IN MALAYSIA