
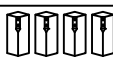






# ASSEMBLY INSTRUCTIONS


ITEM NO : B3200-2-T  
NIGHTSTAND

## BOX OF NIGHTSTAND NIGHTSTAND

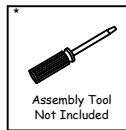
ITEM	DRAWING	DESCRIPTION	QTY
A		NIGHTSTAND	1
B		LEG (Packed underneath bottom panel )	4





## BOX OF NIGHTSTAND HARDWARE LIST

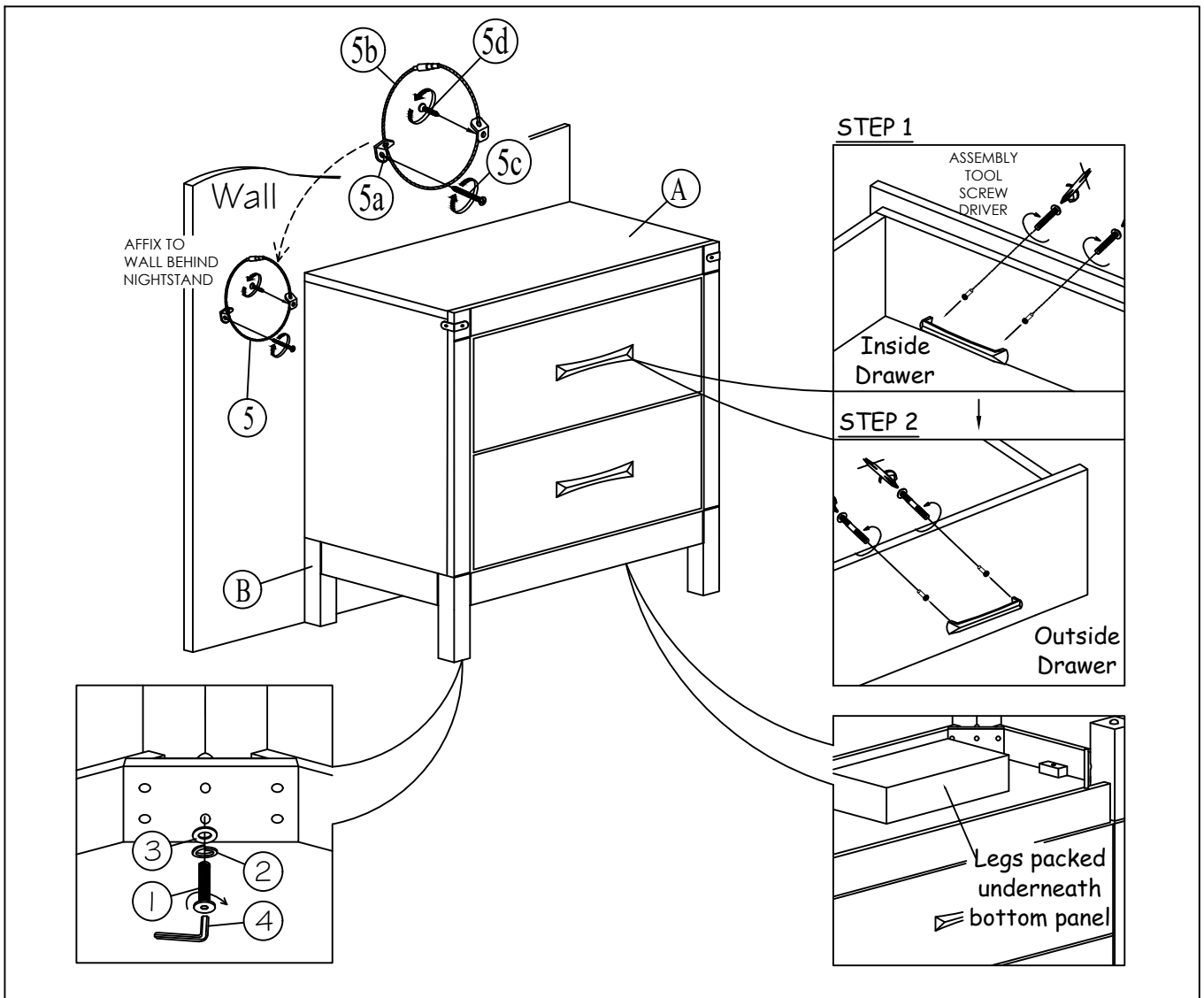
ITEM	DRAWING	DESCRIPTION	QTY
1		JCBC SCREW (M6 x 50mm)	8
2		SPRING WASHER (M6)	8
3		FLAT WASHER (1/4)	8
4		ALLEN KEY (M4)	1



**COMPLETED NIGHTSTAND ASSEMBLY**



TIPPING RESTRAINT ( Affix to wall behind Nightstand ) * Located in the Nightstand 1st Drawer				
5	5a		BRACKET	2
	5b		TIE WRAP	1
	5c		LONG SCREW #8x2" L	1
	5d		SHORT SCREW #8x5/8" L	1



**THE HARDWARE IS LOCATED IN THE PACKING ITEMS  
THE ANTI-TIPPING HARDWARE IS LOCATED IN THE NIGHTSTAND FIRST DRAWER**

NOTE : Periodically check to ensure that all connectors (bolts, screws, etc.) are tight.

### CLEANING INSTRUCTION

After assembled, clean & polish the completed parts if necessary with soft cloth and industrial recognized furniture polish

**MADE IN MALAYSIA**