

# ASSEMBLY INSTRUCTIONS

ITEM NO : B3200-4  
CHEST

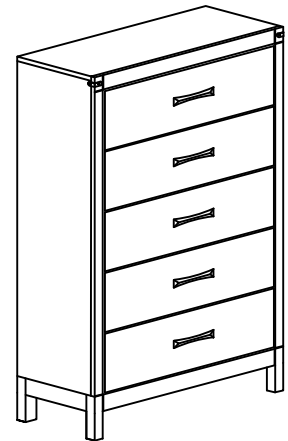
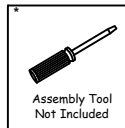
## BOX OF CHEST

ITEM	DRAWING	DESCRIPTION	QTY
A		CHEST	1
B		LEG (Packed underneath bottom panel)	4

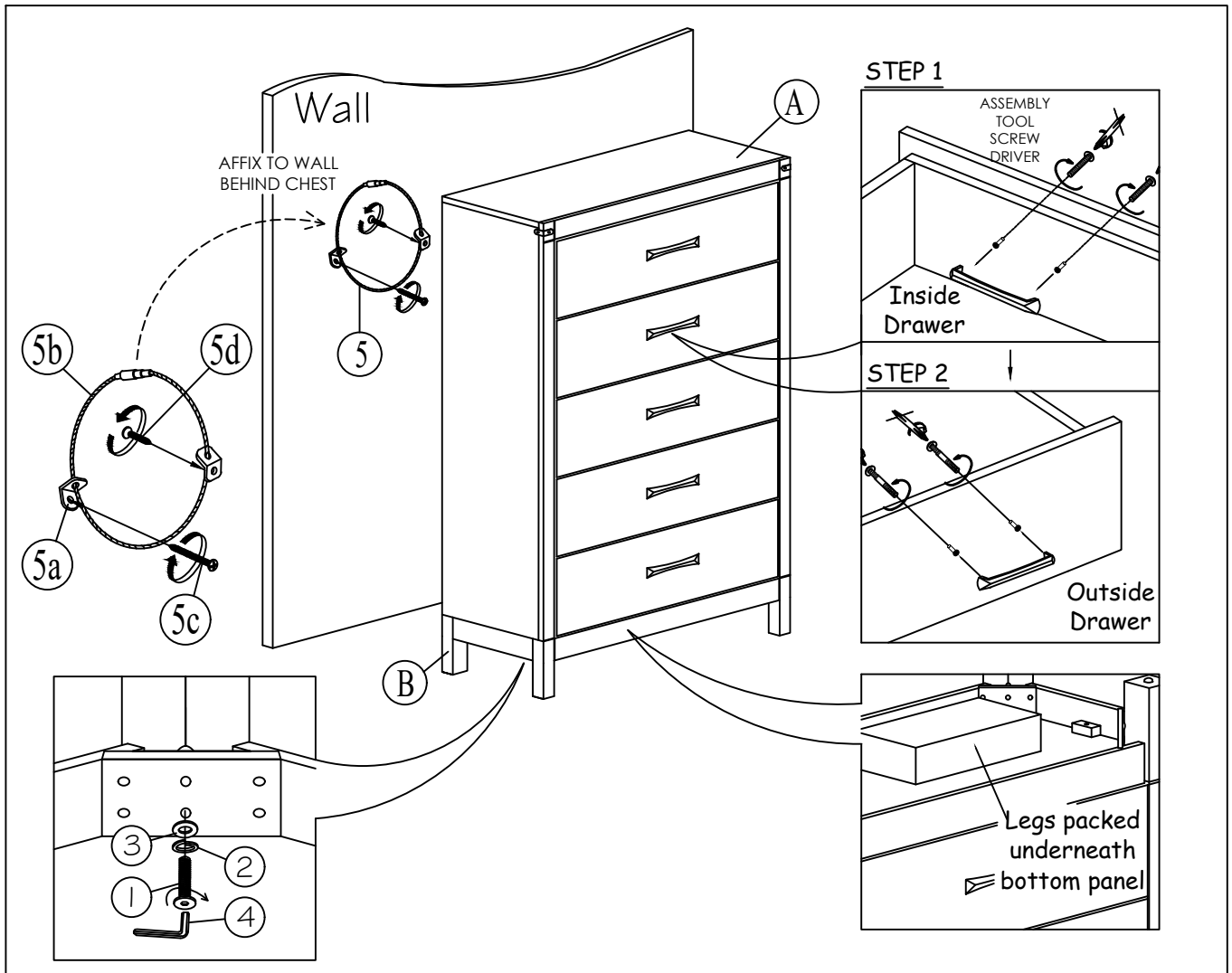
## BOX OF CHEST HARDWARE LIST

ITEM	DRAWING	DESCRIPTION	QTY
1		JCBC SCREW (M6 x 50mm)	8
2		SPRING WASHER (M6)	8
3		FLAT WASHER (1/4)	8
4		ALLEN KEY (M4)	1

TIPPING RESTRAINT ( Affix to wall behind Chest ) * Located in the Chest 1st Drawer				
5	5a		BRACKET	2
	5b		TIE WRAP	1
	5c		LONG SCREW #8x2" L	1
	5d		SHORT SCREW #8x5/8" L	1



**COMPLETED CHEST ASSEMBLY**



**THE HARDWARE IS LOCATED IN THE PACKING ITEMS  
THE ANTI TIPPING HARDWARE IS LOCATED IN THE CHEST 1ST DRAWER**

NOTE : Periodically check to ensure that all connectors (bolts, screws, etc.) are tight.

### CLEANING INSTRUCTION

After assembled, clean & polish the completed parts if necessary with soft cloth and industrial recognized furniture polish

**MADE IN MALAYSIA**