












ASSEMBLY INSTRUCTIONS

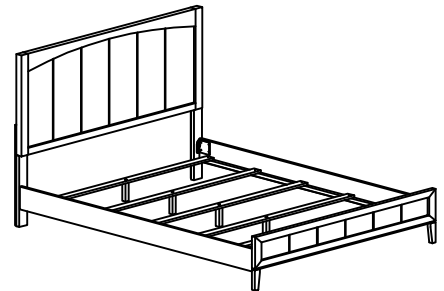
ITEM NO : B3300-Q-HBFB / B3300-KQ-RAIL
VEDA QUEEN BED

BOX 1 HEADBOARD, FOOTBOARD AND SLATS

ITEM	DRAWING	DESCRIPTION	QTY
A		HEADBOARD PANEL	1
B		RIGHT HEADBOARD LEG	1
C		LEFT HEADBOARD LEG	1
D		FOOTBOARD PANEL	1
E		SLAT	5
F		SLAT SUPPORT	5


BOX 1 HARDWARE LIST

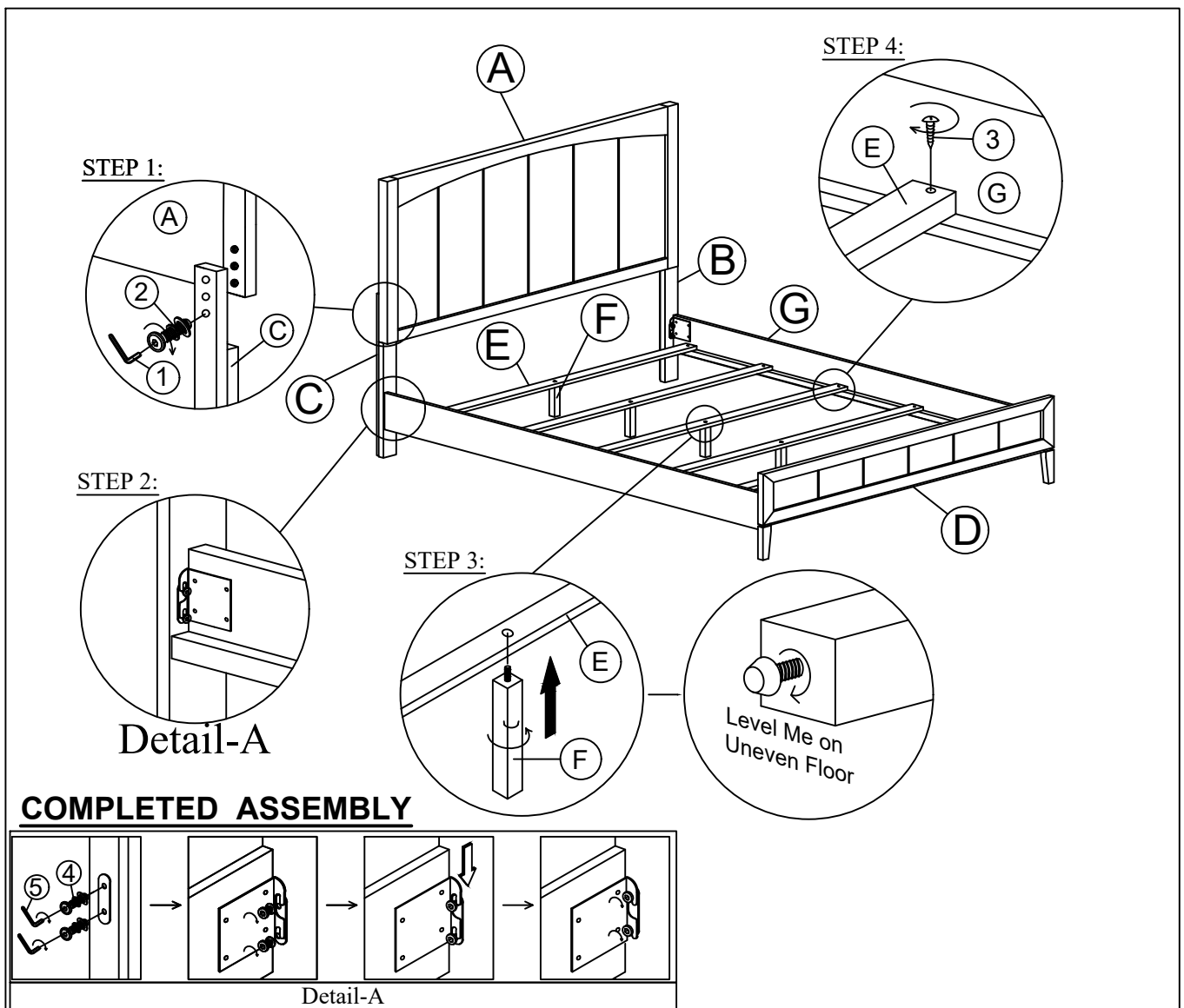
ITEM	DRAWING	DESCRIPTION	QTY
1		JCBC BOLT WITH SPRING WASHER AND FLAT WASHER (M6 x 40mm)	6
2		ALLEN KEY (M4)	1
3		SCREW P/H RATTAN (1/4) (8X1)	10
4		JCBC BOLT WITH SPRING WASHER AND FLAT WASHER (M8 x 25mm)	8
5		ALLEN KEY (M5)	1



COMPLETED QUEEN BED ASSEMBLY

BOX 2 SIDE RAILS

ITEM	DRAWING	DESCRIPTION	QTY
G		SIDE RAIL	2



THE HARDWARE IS LOCATED IN THE PACKING ITEMS

NOTE : Periodically check to ensure that all connectors (bolts, screws, etc.) are tight.

CLEANING INSTRUCTION

After assembled, clean & polish the completed parts if necessary with soft cloth and industrial recognized furniture polish

MADE IN MALAYSIA