





ASSEMBLY INSTRUCTIONS

ITEM NO : B3350-K-HB / B3350-K-FB / B3350-KQ-RAIL
TREVOR KING BED


BOX 1 HEADBOARD

| ITEM | DRAWING | DESCRIPTION | QTY |
|------|---|-----------------|-----|
| A |  | HEADBOARD PANEL | 1 |




BOX 2 FOOTBOARD AND SLATS

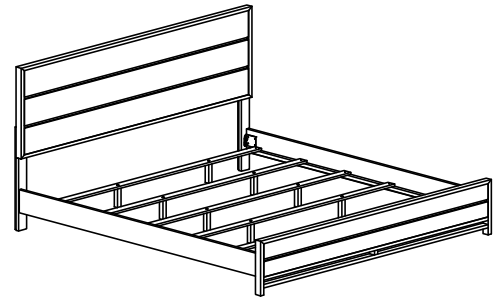
| ITEM | DRAWING | DESCRIPTION | QTY |
|------|---|-----------------|-----|
| B |  | FOOTBOARD PANEL | 1 |
| C |  | SLAT | 5 |
| D |  | SLAT SUPPORT | 10 |

BOX 3 SIDE RAILS

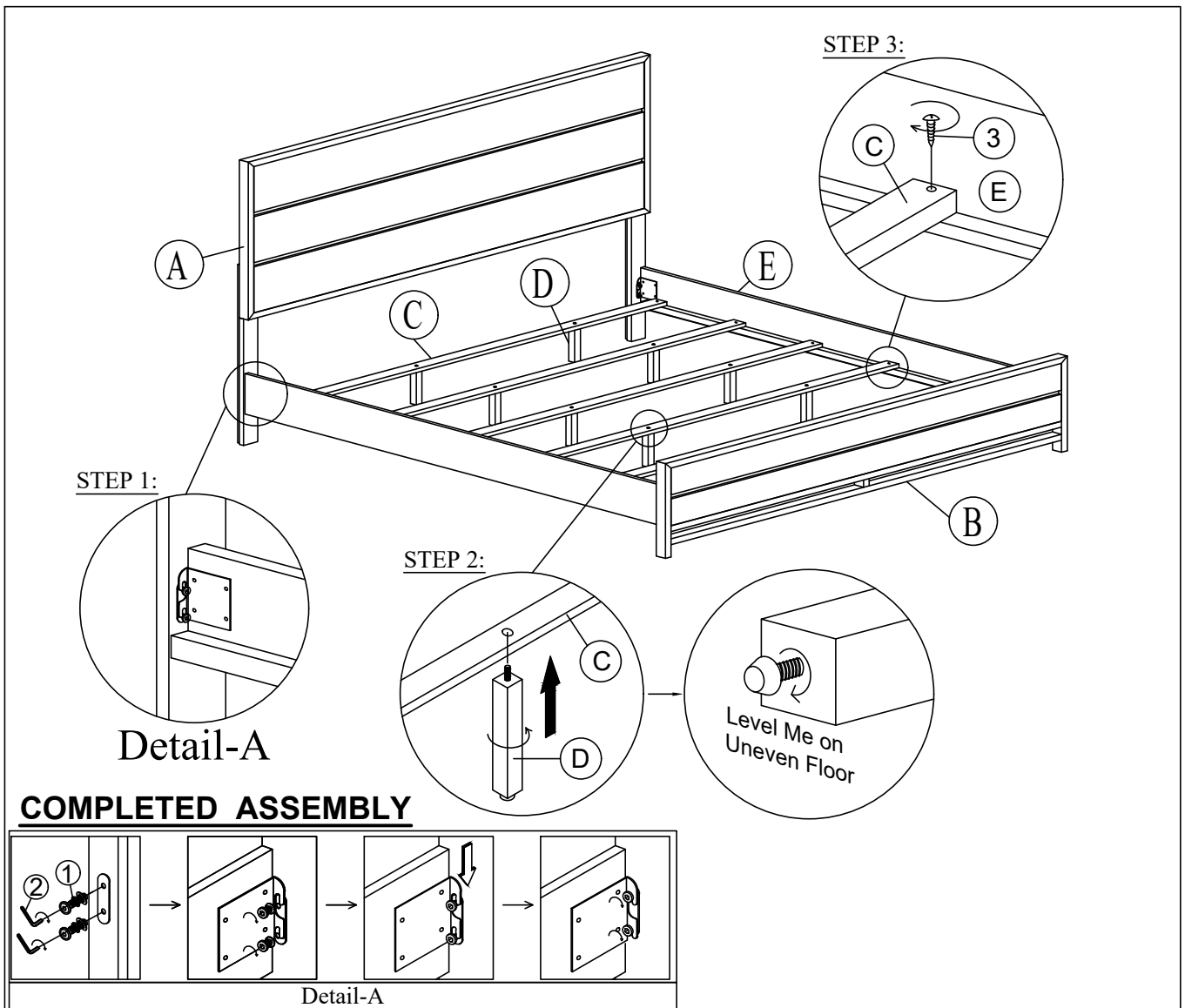
| ITEM | DRAWING | DESCRIPTION | QTY |
|------|---|-------------|-----|
| E |  | SIDE RAIL | 2 |

BOX 2 HARDWARE LIST

| ITEM | DRAWING | DESCRIPTION | QTY |
|------|---|--|-----|
| 1 |  | JCBC BOLT WITH SPRING WASHER AND FLAT WASHER (M8 x 25mm) | 8 |
| 2 |  | ALLEN KEY (M5) | 1 |
| 3 |  | SCREW P/H RATTAN (1/4) (8X1) | 10 |



COMPLETED KING BED ASSEMBLY



THE HARDWARE IS LOCATED IN THE PACKING ITEMS

NOTE : MUST TIGHTEN SCREWS PERIODICALLY. WITH USE SCREWS MAY BECOME LOOSE.
CHECK TIGHTNESS OF ALL SCREWS EVERY 6-8 WEEKS.

CLEANING INSTRUCTION

After assembled, clean & polish the completed parts if necessary with soft cloth and industrial recognized furniture polish

MADE IN MALAYSIA