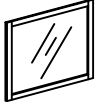




# ASSEMBLY INSTRUCTIONS


ITEM NO : B3400-11  
TILSTON DRESSER TOP

## BOX OF DRESSER TOP

ITEM	DRAWING	DESCRIPTION	QTY
A		DRESSER TOP	1
B		DRESSER TOP SUPPORT RAIL	2



## BOX OF DRESSER

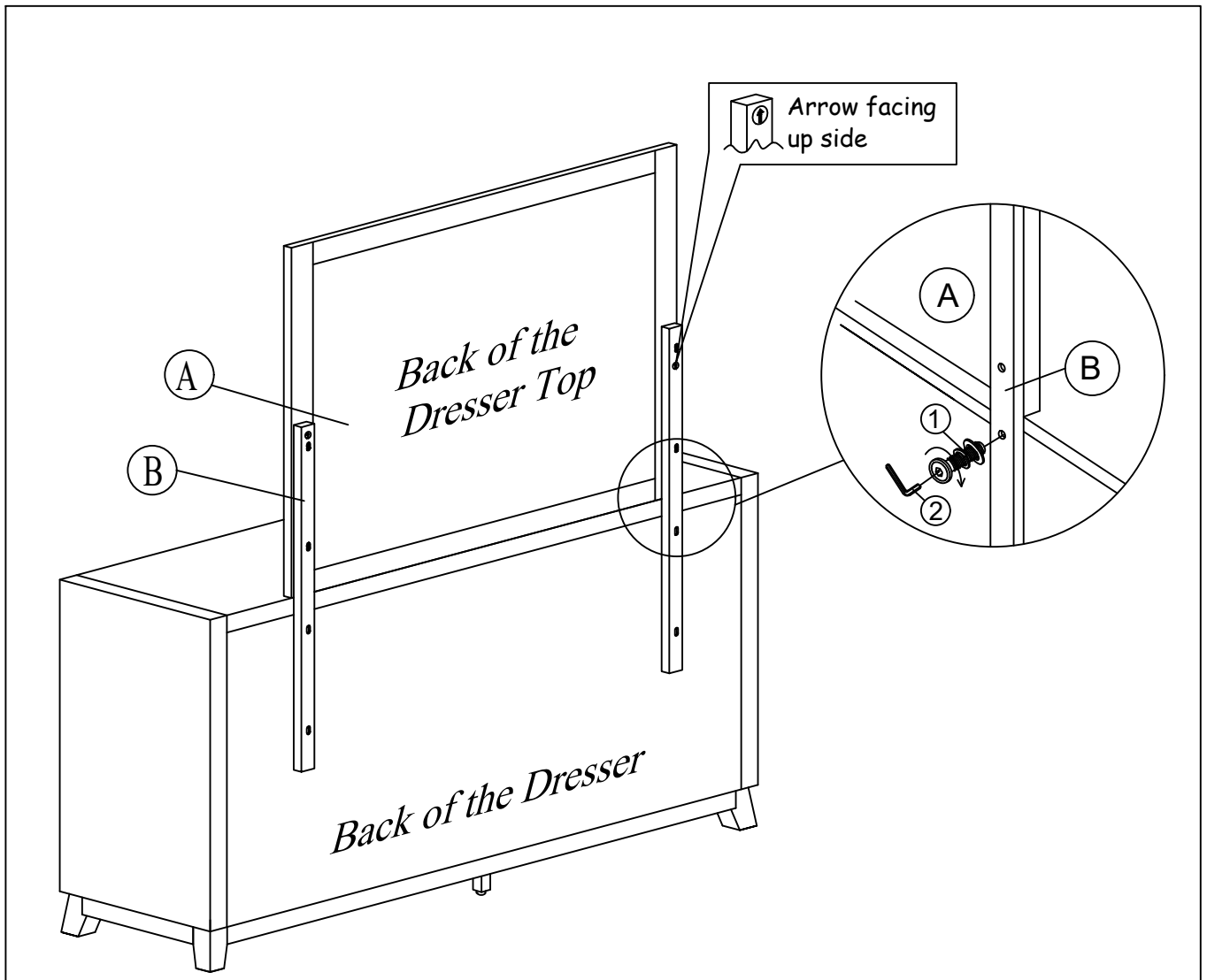
ITEM	DRAWING	DESCRIPTION	QTY
A		DRESSER	1



**COMPLETED DRESSER & MIRROR ASSEMBLY**

## BOX OF DRESSER TOP HARDWARE LIST

ITEM	DRAWING	DESCRIPTION	QTY
1		JCBC BOLT WITH SPRING WASHER AND FLAT WASHER (M6 x 35mm)	8
2		ALLEN KEY (M4)	1



THE HARDWARE IS LOCATED IN THE PACKING ITEMS

THE ANTI TIPPING HARDWARE IS LOCATED IN THE DRESSER 1ST RIGHT SIDE FRONT DRAWER

NOTE : Periodically check to ensure that all connectors (bolts, screws, etc.) are tight.

## CLEANING INSTRUCTION

After assembled, clean & polish the completed parts if necessary with soft cloth and industrial recognized furniture polish

**MADE IN MALAYSIA**