





# ASSEMBLY INSTRUCTIONS





ITEM NO : B3400-4  
TILSTON CHEST


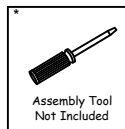
## BOX OF CHEST

ITEM	DRAWING	DESCRIPTION	QTY
A		CHEST	1
B		LEG (Packed underneath bottom panel)	4

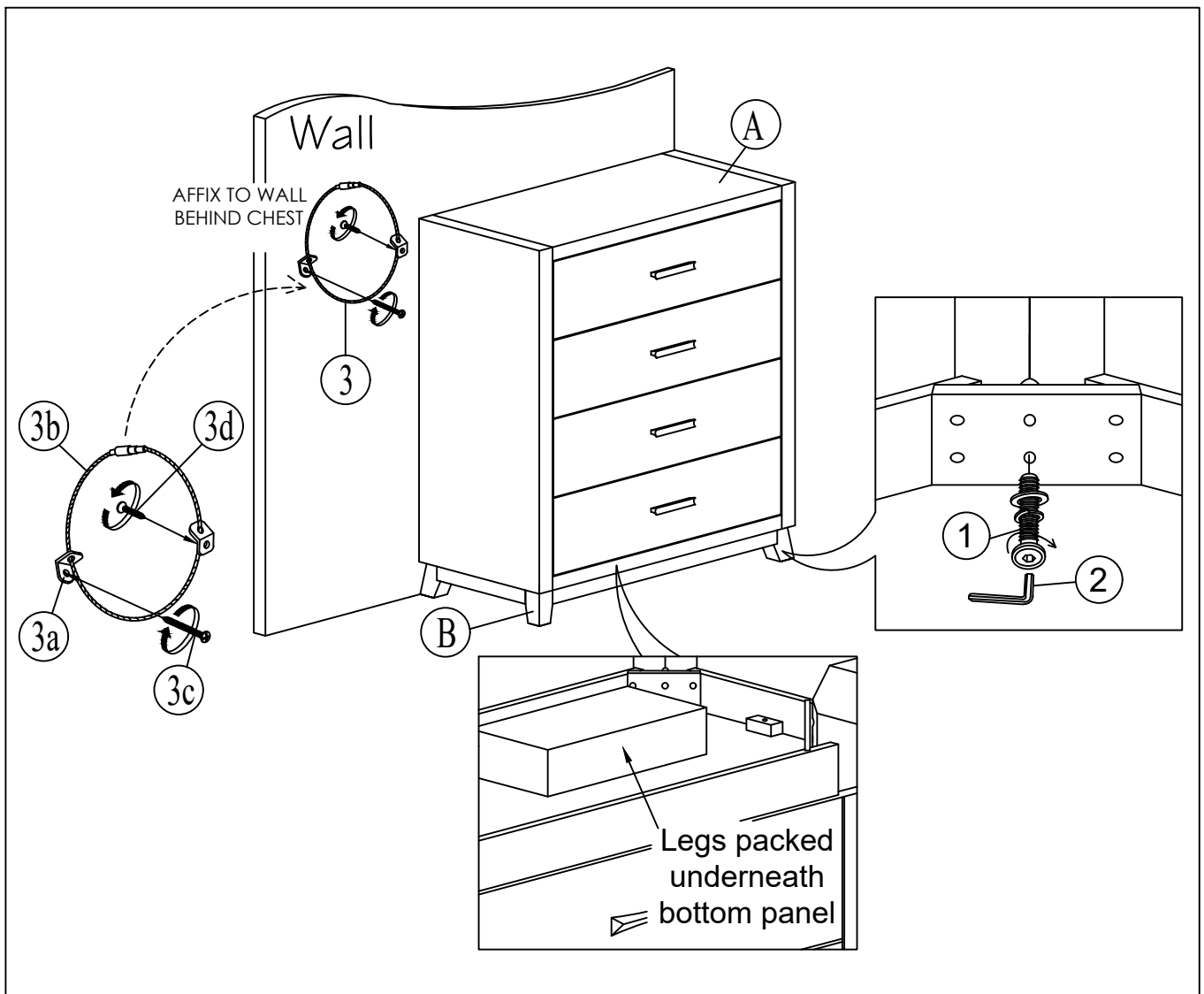
## BOX OF CHEST HARDWARE LIST

ITEM	DRAWING	DESCRIPTION	QTY
1		JCBC BOLT WITH SPRING WASHER AND FLAT WASHER (M6 x 60mm)	8
2		ALLEN KEY (M4)	1

TIPPING RESTRAINT ( Affix to wall behind Chest ) * Located in the Chest 1st Drawer			
3	3a		BRACKET 2
	3b		TIE WRAP 1
	3c		LONG SCREW #8x2" L 1
	3d		SHORT SCREW #8x5/8" L 1



**COMPLETED CHEST ASSEMBLY**



THE HARDWARE IS LOCATED IN THE PACKING ITEMS  
THE ANTI TIPPING HARDWARE IS LOCATED IN THE CHEST 1ST DRAWER

NOTE : Periodically check to ensure that all connectors (bolts, screws, etc.) are tight.

## CLEANING INSTRUCTION

After assembled, clean & polish the completed parts if necessary with soft cloth and industrial recognized furniture polish

**MADE IN MALAYSIA**