


ASSEMBLY INSTRUCTION


**CROWNMARK
B4670-4 CHEST**


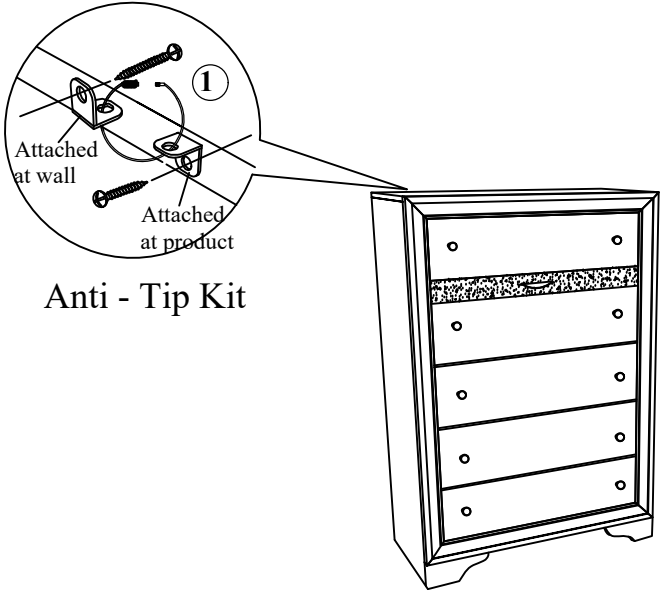
**STEP 1: THE HARDWARE IS LOCATED IN THE PACKING ITEM
THE ANTI- TIPPING HARDWARE IS LOCATED IN THE TOP DRAWER.**

(Box. 1)
BOX OF CHEST

NO	ITEM	Qty
A	 CHEST	1 PC

(Box. 1)
HARDWARE LIST

NO	ITEM	Qty
1	 Tipping Restraint	1 PC



COMPLETED ASSEMBLY

NOTE : Periodically check to ensure that all connectors (bolts, screws, etc.) are tight.