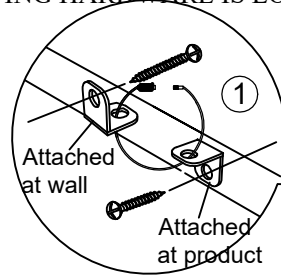


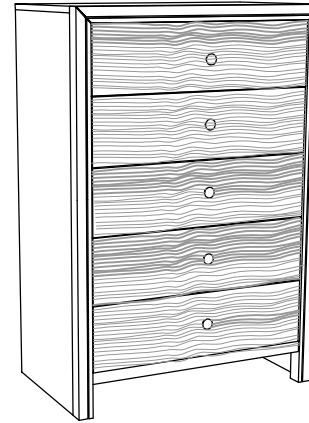
ASSEMBLY INSTRUCTIONS

CROWNMARK :
B4715-4
CHEST

STEP 1 : THE HARDWARE IS LOCATED IN THE PACKING ITEM
 THE ANTI- TIPPING HARDWARE IS LOCATED IN THE TOP DRAWER.

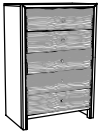


Anti - Tip Kit



(BOX 1)

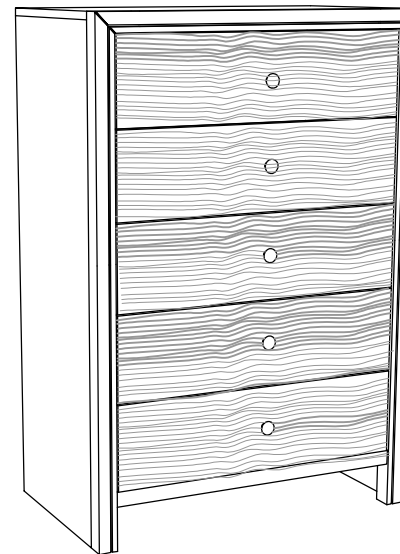
BOX OF CHEST

NO	ITEM	QTY
	CHEST	
A		1 PC

(BOX 1)

HARDWARE LIST

NO	ITEM	QTY
	TIPPING RESTRAINT	
1		1 PC



COMPLETED
ASSEMBLY

NOTE : Periodically check to ensure that all connectors (bolts, screws, etc.) are tight.