

ASSEMBLY INSTRUCTIONS



CROWN MARK (CRWN)

MODEL: B6572-Q-HB FLORIAN Q PLATFORM BED HB / B6572-K- HB FLORIAN K PLATFORM BED HB



Thank you for purchasing this quality product. Be sure to check all packing material carefully for small parts which may have come loose inside the carton during shipment. Identify and count all parts and compare with hardware list as below:

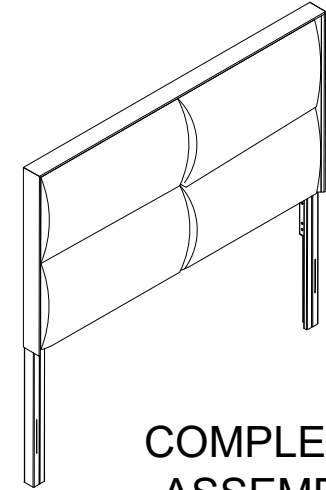
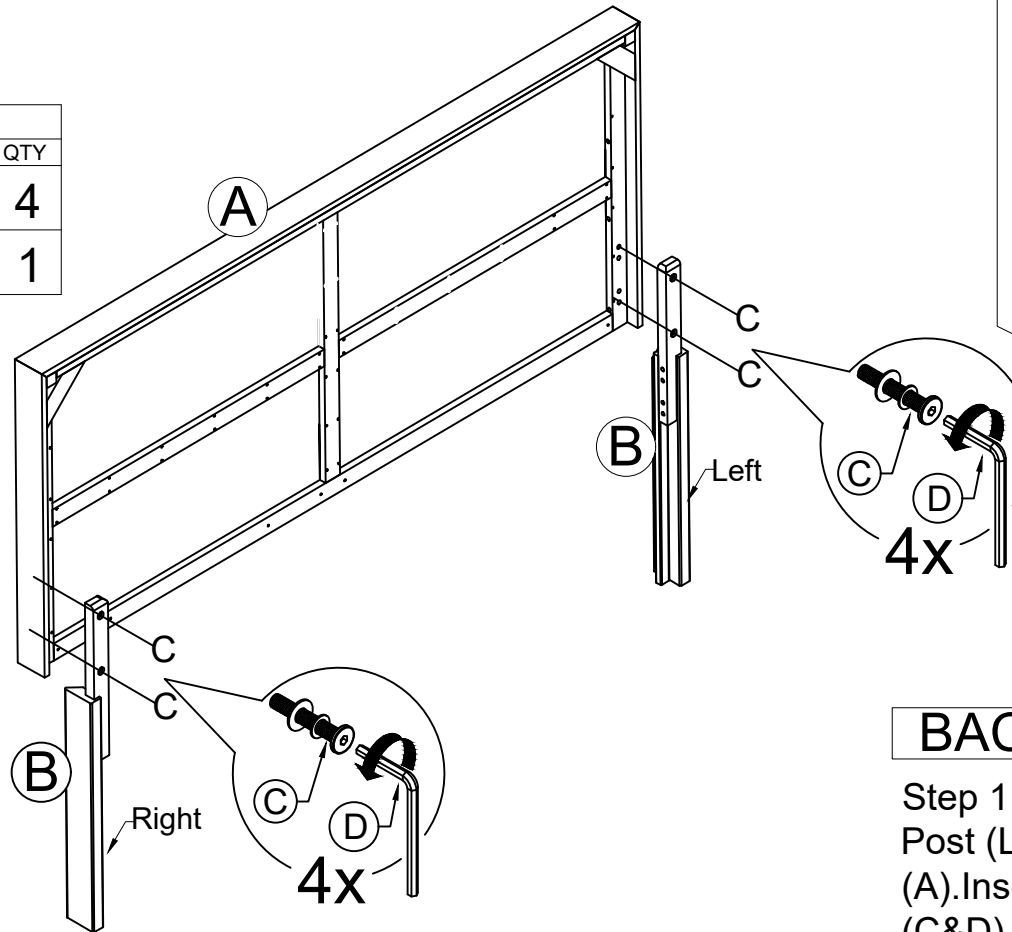
STEP 1

(BOX 1) BOX OF HEADBOARD

ITEM	DRAWING	DESCRIPTION	QTY
A		HEAD BOARD	1
B		HB LEG POST (L/R)	2

(BOX 1) BOX OF HEADBOARD (HARDWARE LIST)

ITEM	DRAWING	DESCRIPTION	DIMENSION	QTY
C		JCBB (M8) WITH WASHER	8 x 35MM (Nylok)	4
D		ALLEN KEY M5	5 x 35 x 120MM	1



COMPLETED ASSEMBLY

BACK VIEW

Step 1 : Attach and tighten the Leg Post (L/R) (B) to the Head Board (A). Insert JCBB (M8) With Washer (C&D) to affix.

NOTE: PERIODICALLY CHECK TO ENSURE THAT ALL CONNECTORS (BOLTS, SCREW, ETC) ARE TIGHT.
CLEANING INSTRUCTION

After assembled, clean & polish the complete parts if necessary with soft cloth and industrial recognized furniture polish.

THE HARDWARE IS LOCATED IN THE PACKING ITEMS

MADE IN MALAYSIA

ASSEMBLY INSTRUCTIONS

CROWN MARK (CRWN)

MODEL: B6572-K-HB/FBD/KQ-RAIL KING BED

Thank you for purchasing this quality product. Be sure to check all packing material carefully for small parts which may have come loose inside the carton during shipment. Identify and count all parts and compare with hardware list as below:

BOX 1) BOX OF HEAD BOARD			
ITEM	DRAWING	DESCRIPTION	QTY
A		HEAD BOARD	1

BOX 2) BOX OF FOOT BOARD			
ITEM	DRAWING	DESCRIPTION	QTY
B		FOOT BOARD	1
C		FB LEG	1
D		LEG SUPPORT FOR FB	3
E		WOODEN PANEL	6
F		WOODEN SLAT	4
G		SLATS SUPPORT	8

BOX 3) BOX OF SIDE RAILS			
ITEM	DRAWING	DESCRIPTION	QTY
H		SIDE RAIL (L&R)	2

BOX 2) BOX OF FOOT BOARD (HARDWARE LIST)				
ITEM	DRAWING	DESCRIPTION	DIMENSION	QTY
I		C.S.K SCREW (M4)	4 X 32MM	8
J		C.S.K SCREW (M3.5)	3.5 x 20MM	24
K		JCBB (M6) WITH WASHER	M6 x 100MM	2
L		JCBB (M6) WITH WASHER	M6 x 45MM	2
M		WD (M8)	8 x 30MM	2
N		ALLEN KEY M4	4 x 35 x 65MM	1

BOX 2) BOX OF FOOT BOARD (HARDWARE LIST)				
ITEM	DRAWING	DESCRIPTION	DIMENSION	QTY
I		C.S.K SCREW (M4)	4 X 32MM	8
J		C.S.K SCREW (M3.5)	3.5 x 20MM	24
K		JCBB (M6) WITH WASHER	M6 x 100MM	2
L		JCBB (M6) WITH WASHER	M6 x 45MM	2
M		WD (M8)	8 x 30MM	2
N		ALLEN KEY M4	4 x 35 x 65MM	1

Screw Driver is not included



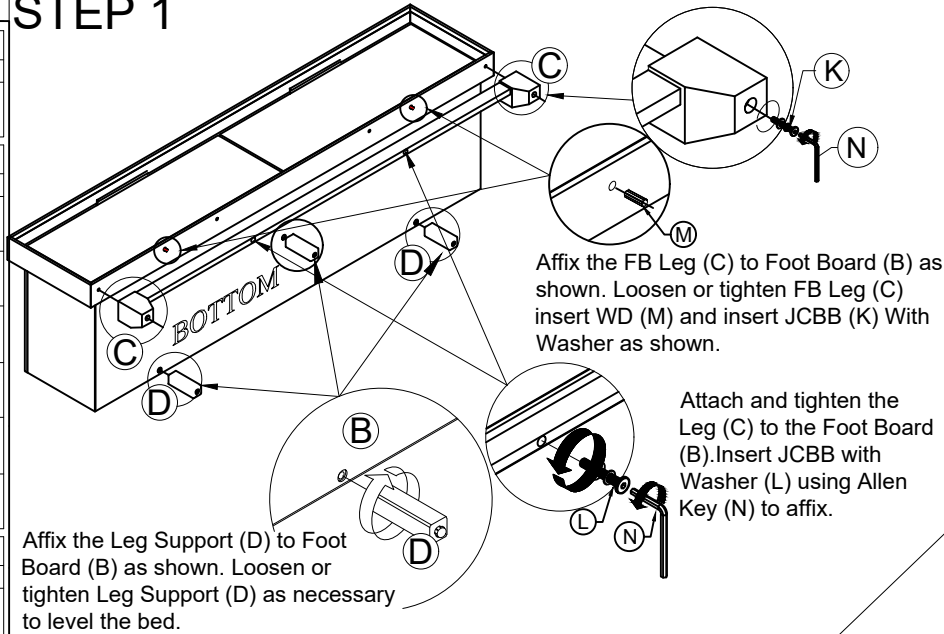
THE HARDWARE IS LOCATED IN THE PACKING ITEMS

NOTE: PERIODICALLY CHECK TO ENSURE THAT ALL CONNECTORS (BOLTS, SCREW, ETC) ARE TIGHT.

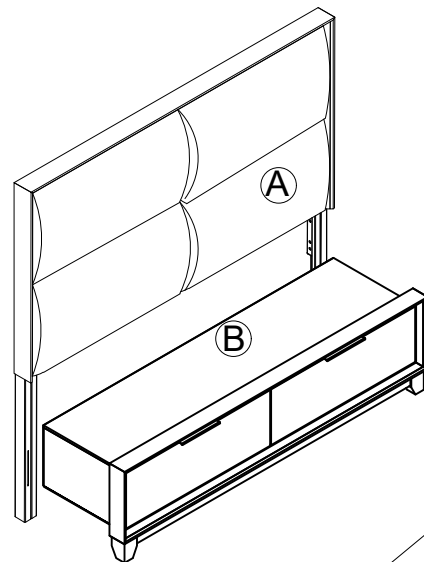
CLEANING INSTRUCTION

After assembled, clean & polish the complete parts if necessary with soft cloth and industrial recognized furniture polish.

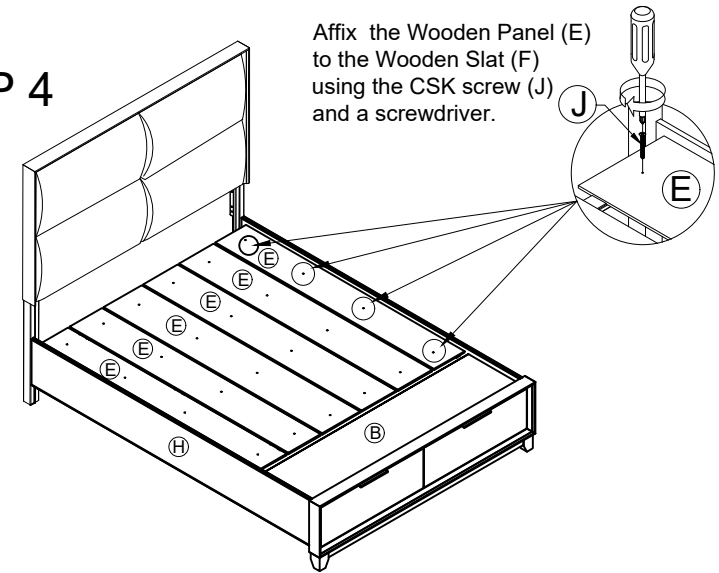
STEP 1



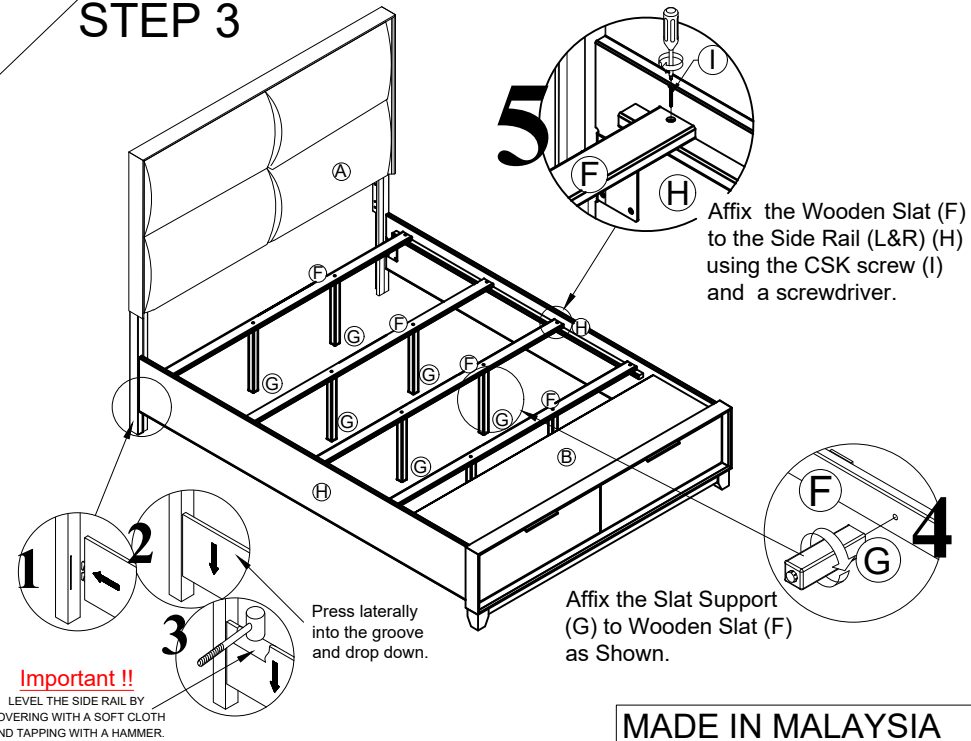
STEP 2



STEP 4



STEP 3



MADE IN MALAYSIA