



# ASSEMBLY INSTRUCTION

MODEL NO: B6700/B6710-4  
FOR CHEST

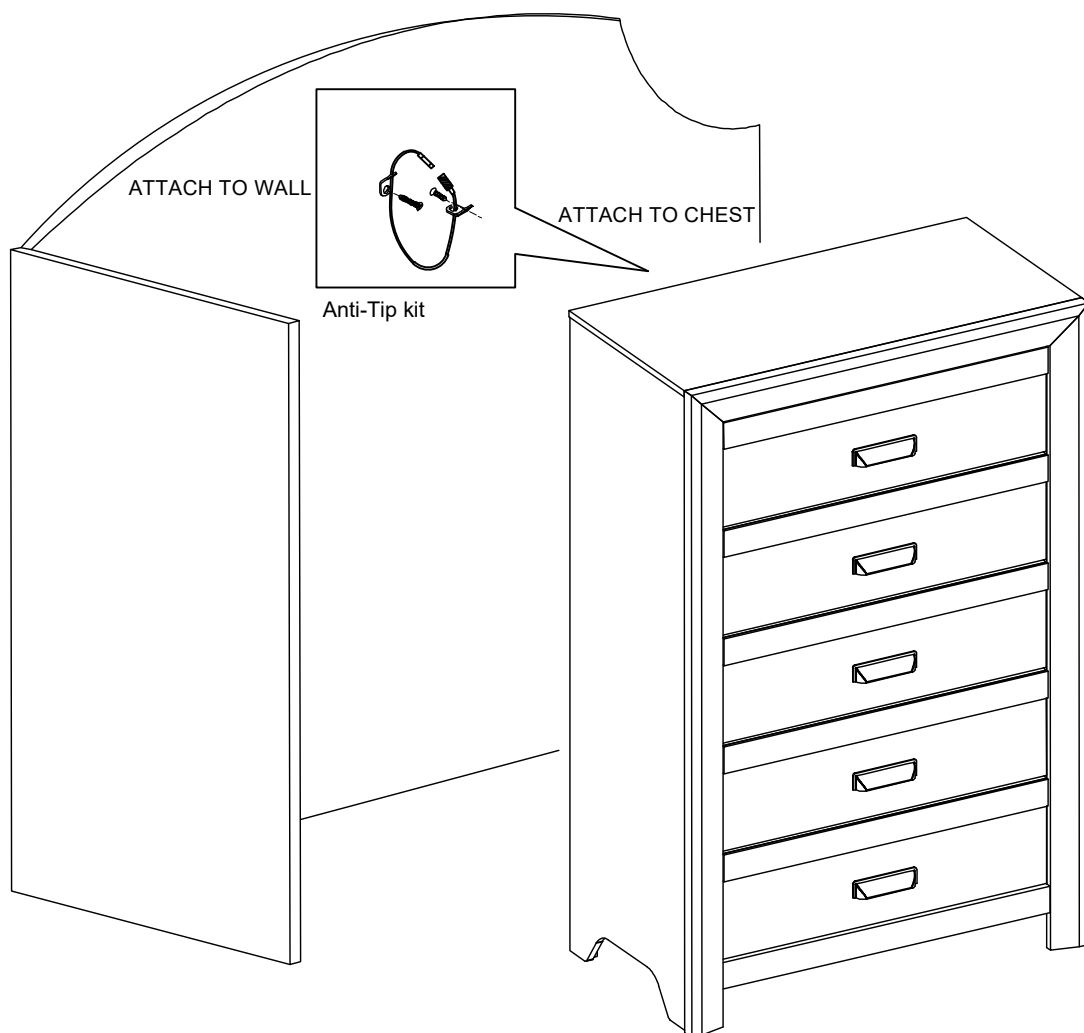
## BOX OF CHEST PART LIST

ITEM	DRAWING	DESCRIPTION	QTY
A		CHEST	1

## BOX OF CHEST HARDWARE LIST

ITEM	DRAWING	DESCRIPTION	QTY
1		ANTI TIP-KIT	1

## Step 1



**THE ANTI TIPPING HARDWARE IS LOCATED IN THE 1ST DRAWER OF CHEST**

NOTE : Periodically check to ensure that all connectors (bolts, screws, etc.) are tight.

### CLEANING INSTRUCTION

After assembled, clean & polish the completed parts if necessary with soft cloth and industrial recognized furniture polish

MADE IN MALAYSIA

CHEST