
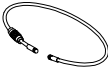




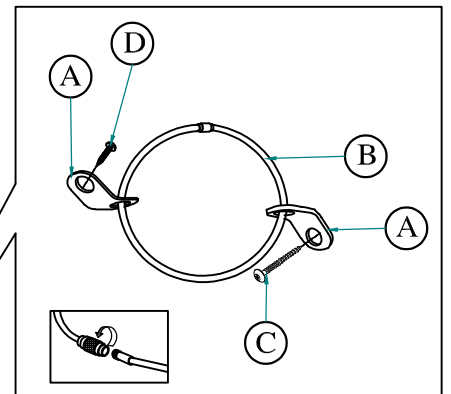
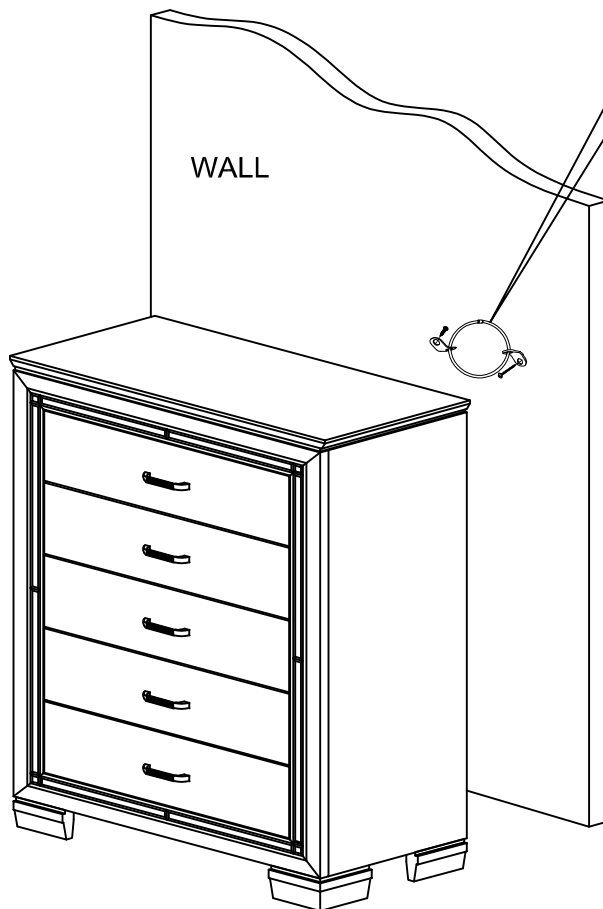
ASSEMBLY INSTRUCTION

MODEL : B7100-4 LILLIAN (9705CM)
 DESCRIPTION : CHEST

Thank you for purchasing this quality product. Be sure to check all packing material carefully for small parts which may have loose inside the carton during shipment. Identify and count all parts and compare with the parts list below.

**(BOX OF CHEST)
 HARDWARE LIST (ANTI TIPPING)**

NO	NAME	PART	QTY
A	Bracket		2pcs
B	Tie Wrap		1pc
C	Long Screw		1pc
D	Short Screw		1pc



THE ANTI TIPPING HARDWARE IS LOCATED IN THE 1ST DRAWER OF CHEST
 Note: Periodically check to ensure that all connectors (bolts,screw,etc.) are tight.
CLEANING INSTRUCTION
 After assembly , clean & polish the completed parts if necessary with softcloth and industrial recognized furniture polish