


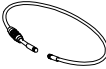


# ASSEMBLY INSTRUCTION

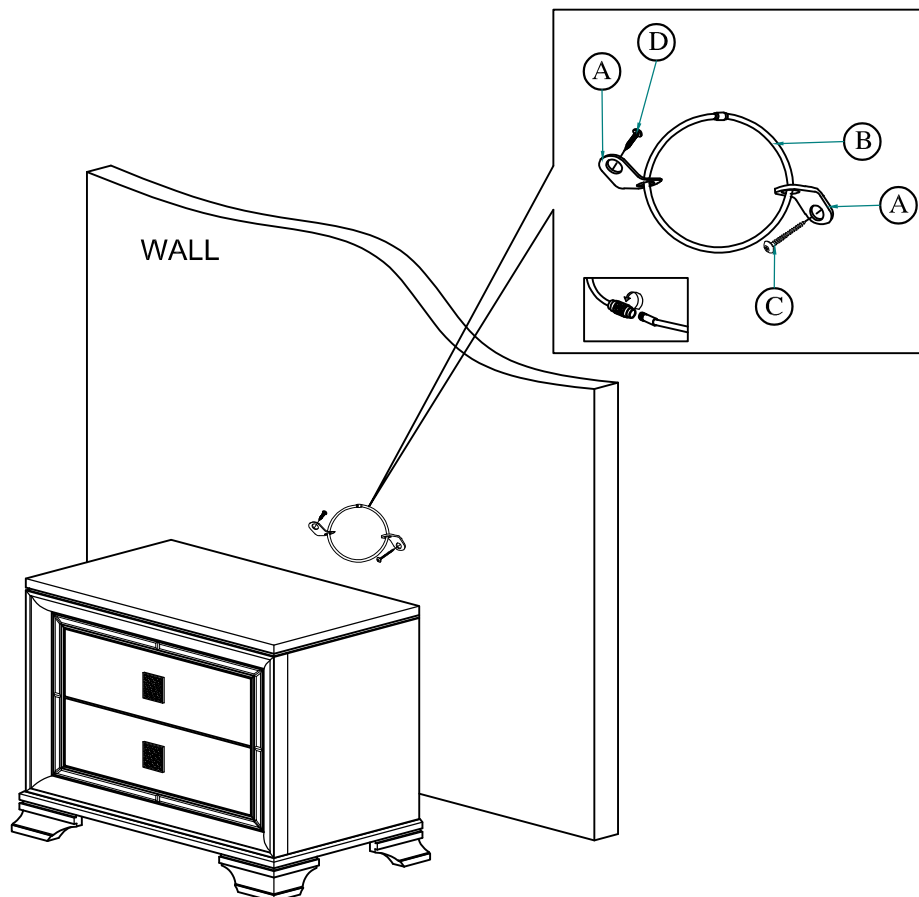
ITEM NUMBER : B7200-2

DESCRIPTION : NIGHT STAND

Thank you for purchasing this quality product. Be sure to check all packing material carefully for small parts which may have loose inside the carton during shipment. Identify and count all parts and compare with the parts list below.

**(BOX OF NIGHT STAND)  
HARDWARE LIST (ANTI TIPPING)**

| NO | NAME        | PART   | QTY  |
|----|-------------|--|------|
| A  | Bracket     |  | 2pcs |
| B  | Tie Wrap    |  | 1pc  |
| C  | Long Screw  |  | 1pc  |
| D  | Short Screw |  | 1pc  |



**THE ANTI TIPPING HARDWARE IS LOCATED 1ST DRAWER OF NIGHT STAND**

Note : Periodically check to ensure that all connectors (bolts,screws,etc.) are tight.

**CLEANING INSTRUCTION**

After assembly , clean & polish the completed parts if necessary with softcloth and industrial recognized furniture polish