





# ASSEMBLY








## INSTRUCTIONS

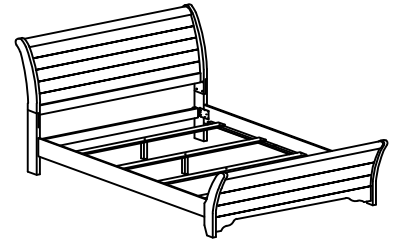
ITEM NO : B8100 / B8130 - Q - HB / FB / KQ - RAIL  
 QUEEN HEADBOARD / FOOTBOARD / SIDE RAIL

**(BOX 1)  
 BOX OF HEADBOARD**

ITEM	DRAWING	DESCRIPTION	QTY
A		HEADBOARD PANEL	1
B		LEFT HEADBOARD LEG	1
C		RIGHT HEADBOARD LEG	1
D		HB BOTTOM RAIL	1




**(BOX 1) HEADBOARD  
 HARDWARE LIST**

ITEM	DRAWING	DESCRIPTION	QTY
1		ALLEN WRENCH (M4(BALL SHAPE)110mm)	1
2		ALLEN WRENCH (M5)	1
3		CONNECTION BOLT (M8 x 20mm) W/WASHER & SPRING WASHER	8
4		CONNECTION BOLT (M6 x 40mm) W/WASHER & SPRING WASHER	10
5		WOOD DOWEL (M8 x 30mm)	4
6		FLAT HEAD SCREW (#8 x 1 1/8")	8
7		Assembly Tool Not Included	1




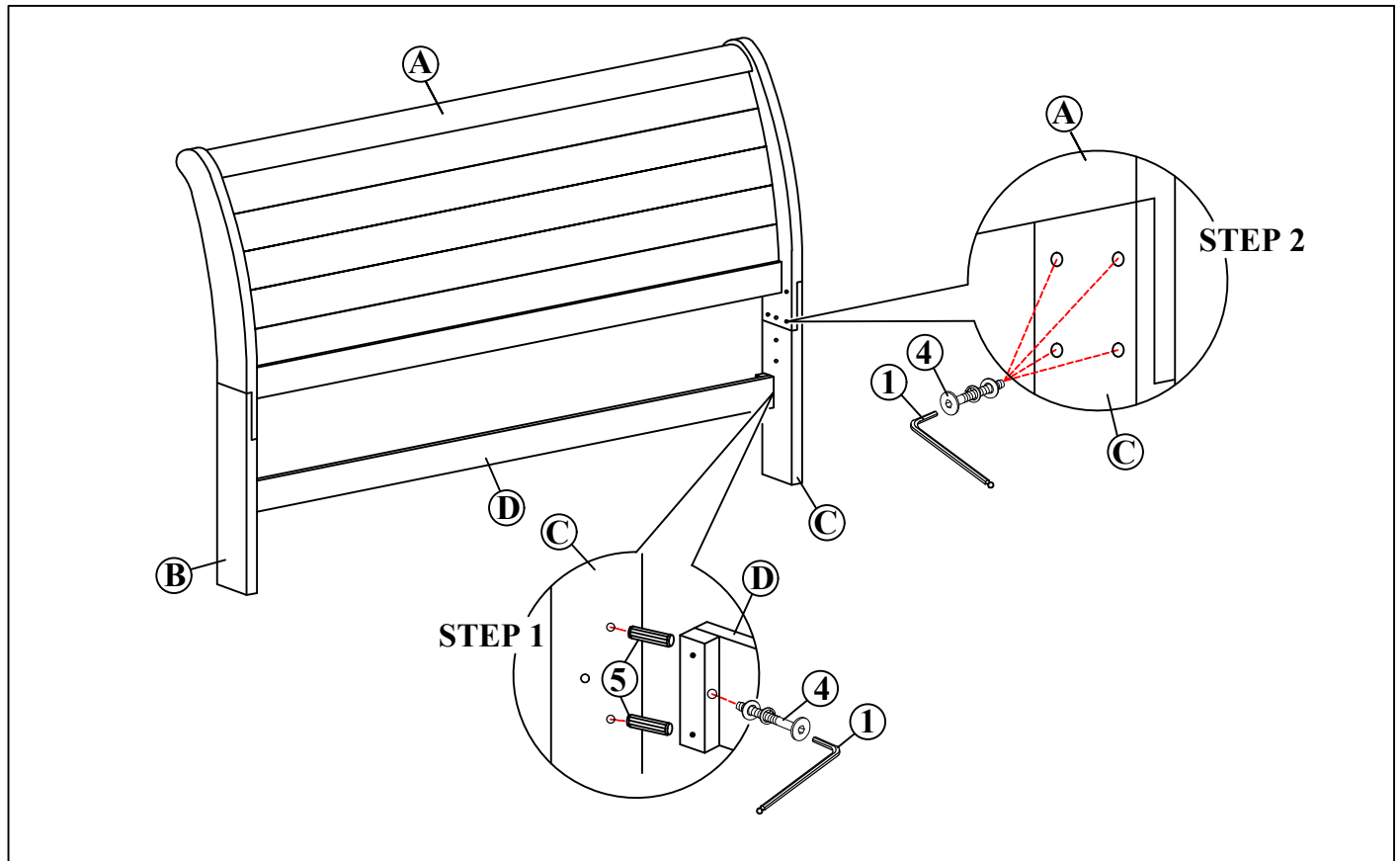
**COMPLETED QUEEN BED  
 ASSEMBLY**

**(BOX 2)  
 BOX OF FOOTBOARD**

ITEM	DRAWING	DESCRIPTION	QTY
E		FOOTBOARD	1
F		WOODEN SLAT	4
G		WOODEN SUPPORT	4

**(BOX 3)  
 BOX OF SIDE RAIL**

ITEM	DRAWING	DESCRIPTION	QTY
H		SIDE RAIL	2



THE HARDWARE IS LOCATED IN THE PACKING ITEMS

NOTE : Periodically check to ensure that all connectors (bolt, screws, etc.) are tight.

**CLEANING INSTRUCTION**

After assembly, clean & polish the completed parts if necessary with soft cloth and industrial recognized furniture polish

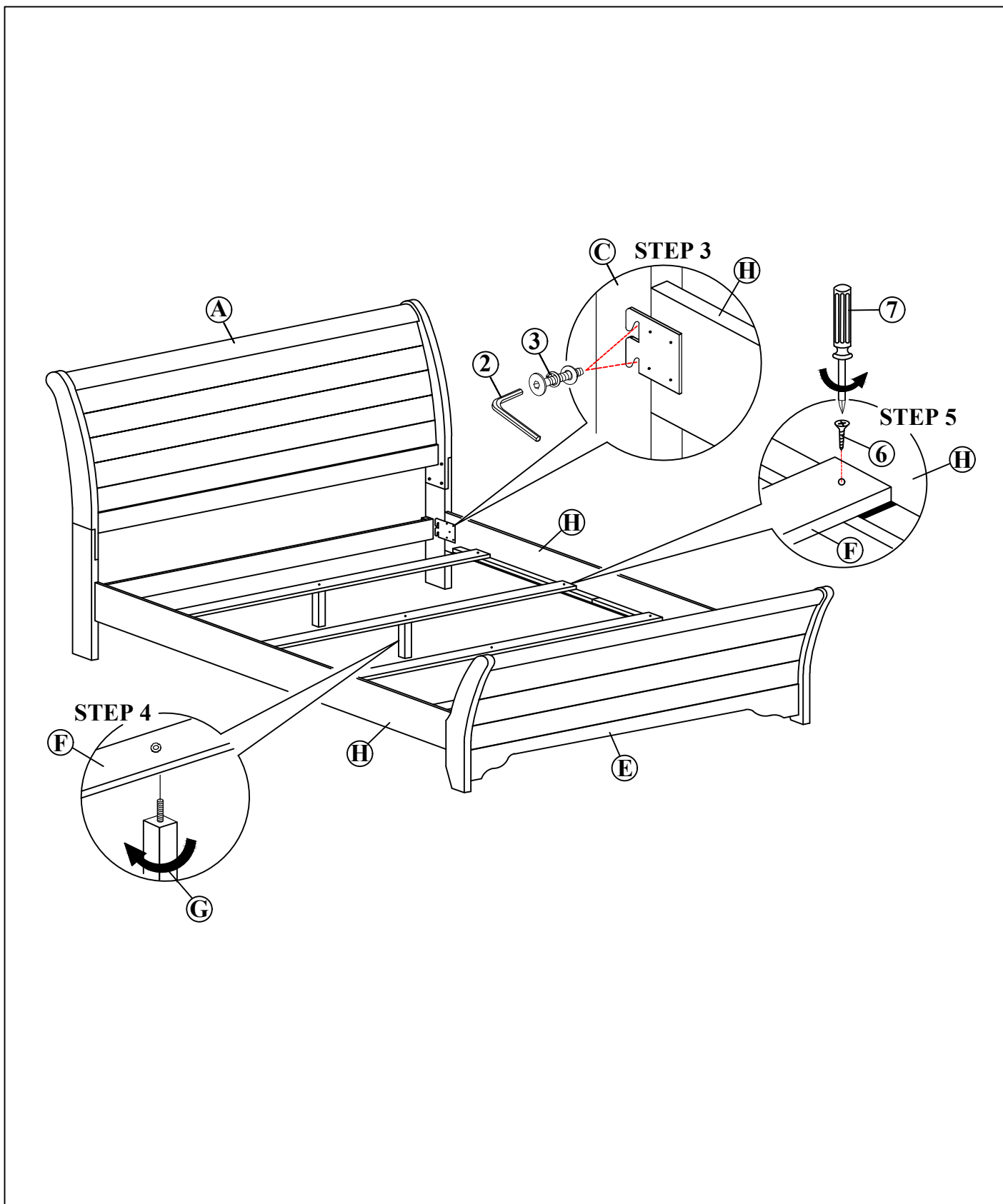
MADE IN MALAYSIA

# ASSEMBLY

## INSTRUCTIONS

ITEM NO : B8100 / B8130 - Q - HB / FB / KQ - RAIL

QUEEN HEADBOARD / FOOTBOARD / SIDE RAIL



THE HARDWARE IS LOCATED IN THE PACKING ITEMS

NOTE : Periodically check to ensure that all connectors (bolt, screws, etc.) are tight.

### CLEANING INSTRUCTION

After assembly, clean & polish the completed parts if necessary with soft cloth and industrial recognized furniture polish

MADE IN MALAYSIA