







# ASSEMBLY INSTRUCTIONS

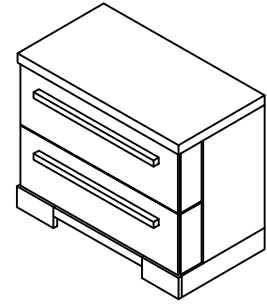
ITEM NO : B8160 / B8162 - 2 NIGHT STAND

## BOX OF NIGHT STAND

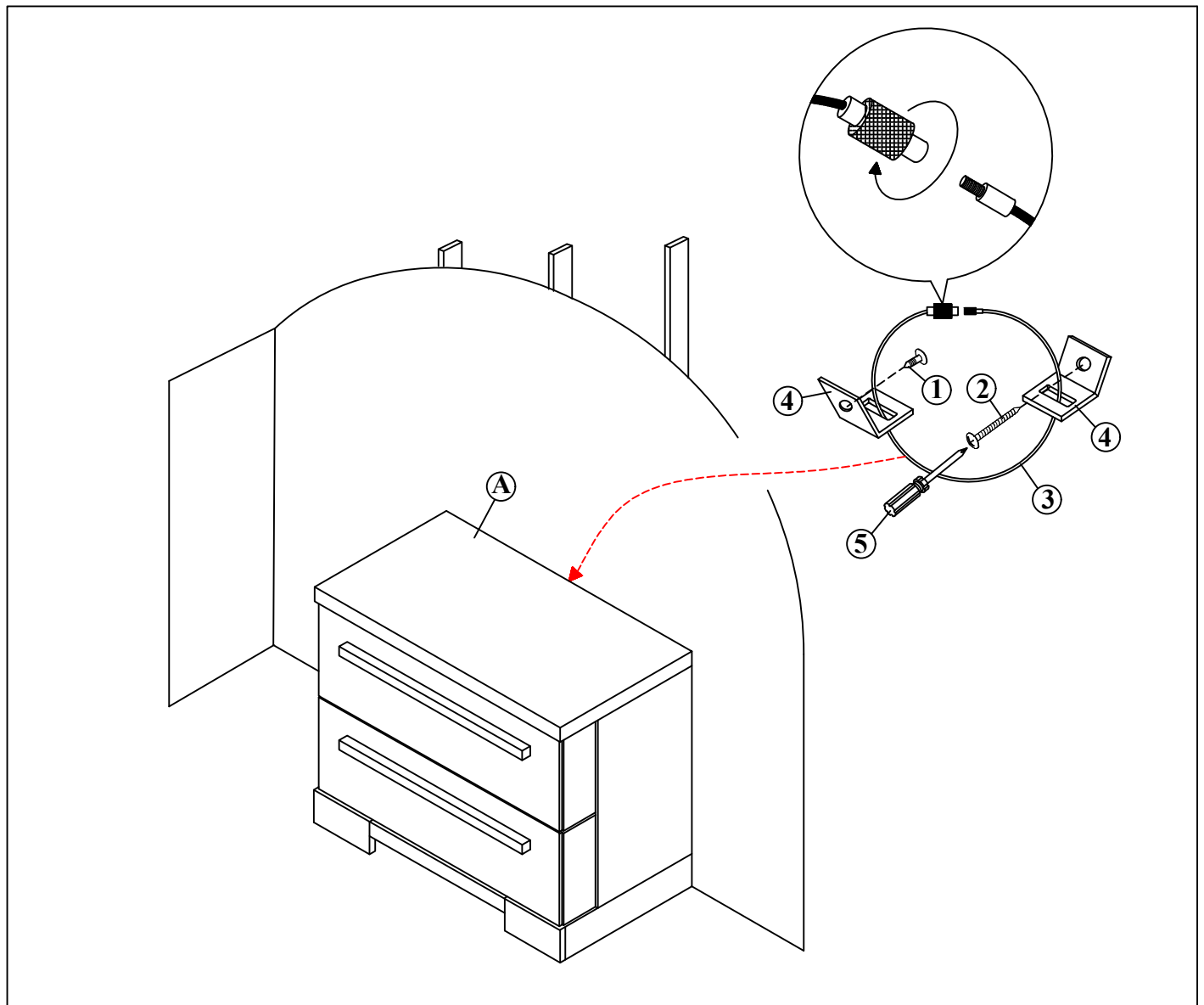
ITEM	DRAWING	DESCRIPTION	QTY
A		NIGHT STAND	1

## HARDWARE LIST

ITEM	DRAWING	DESCRIPTION	QTY
1		SHORT ROUND HEAD SCREW (#8 x 5/8")	1
2		LONG ROUND HEAD SCREW (#8 x 2")	1
3		CABLE TIE	1
4		L BRACKET	2
5		Assembly Tool Not Included	1



**COMPLETED NIGHT STAND  
ASSEMBLY**



THE ANTI TIPPING HARDWARE IS LOCATED IN THE TOP FRONT DRAWER OF THE NIGHT STAND.

NOTE : Periodically check to ensure that all connectors (bolt, screws, etc.) are tight.

## CLEANING INSTRUCTION

After assembly, clean & polish the completed parts if necessary with soft cloth and industrial recognized furniture polish

MADE IN MALAYSIA