




# ASSEMBLY INSTRUCTION

ITEM : B9200-11 / B9220-11 MIRROR



## BOX OF MIRROR PART LIST

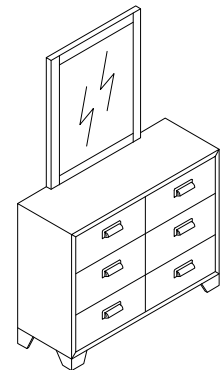
| ITEM | DRAWING   | DESCRIPTION         | QTY |
|------|---|---------------------|-----|
| A    |  | MIRROR              | 1   |
| B    |  | MIRROR SUPPORT RAIL | 2   |

## BOX OF DRESSER PART LIST

| ITEM | DRAWING   | DESCRIPTION | QTY |
|------|---|-------------|-----|
| A    |  | DRESSER     | 1   |

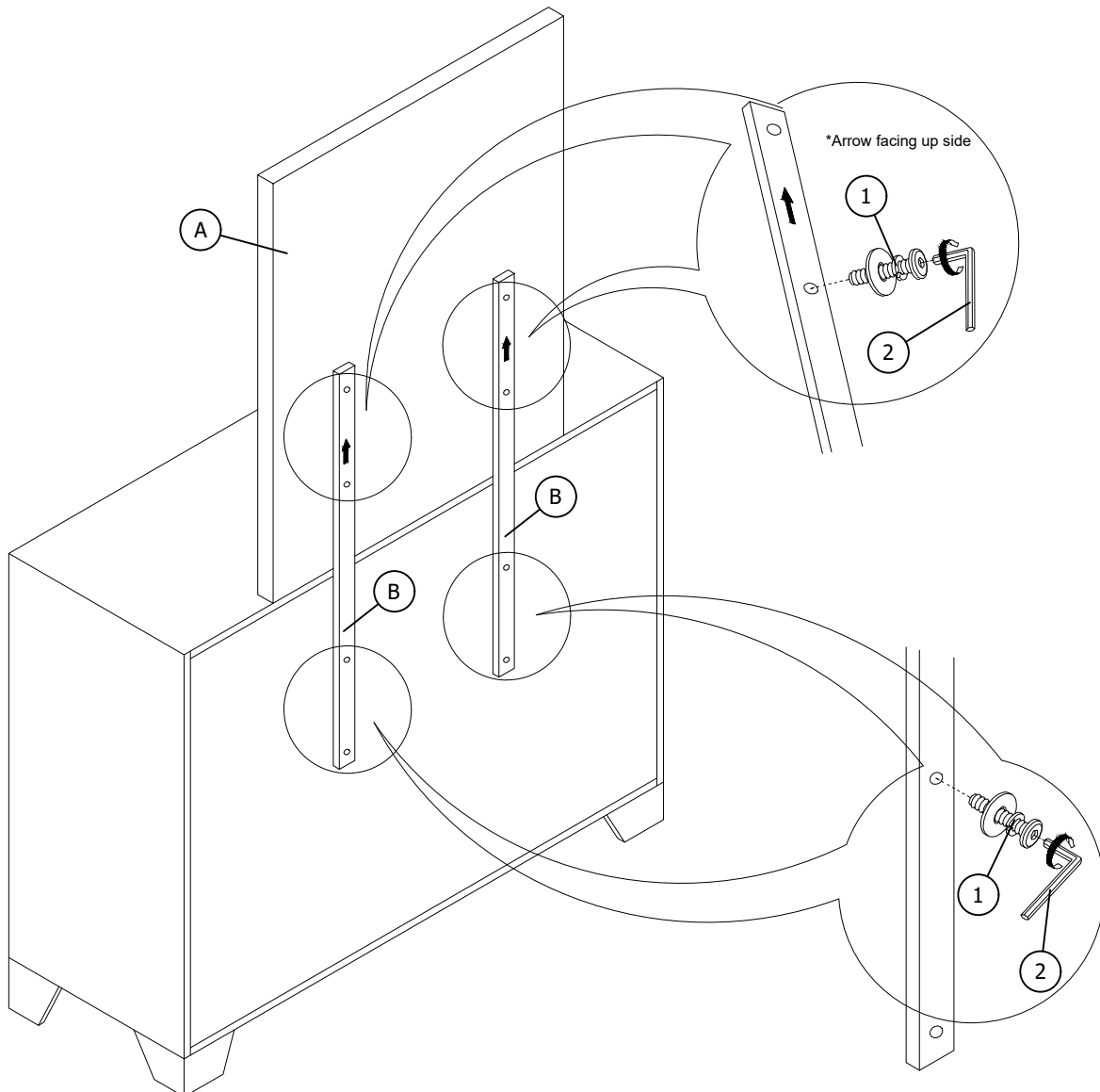
## BOX OF MIRROR HARDWARE LIST

| ITEM | DRAWING   | DESCRIPTION           | QTY |
|------|---|-----------------------|-----|
| 1    |  | JCBC SCREW<br>M6x40mm | 8   |
| 2    |  | L-KEY<br>M4x65mm      | 1   |



COMPLETED MIRROR ASSEMBLY

## STEP 1



THE HARDWARE IS LOCATED IN THE PACKING ITEMS  
THE ANTI TIPPING HARDWARE IS LOCATED IN THE RIGHT SIDE FRONT DRAWER OF DRESSER

PAGE 01 OF 01

NOTE : Periodically check to ensure that all connectors (bolts, screws, etc.) are tight.

MADE IN MALAYSIA