




# ASSEMBLY INSTRUCTION

ITEM : B9250-11 MIRROR



**BOX OF MIRROR PART LIST**

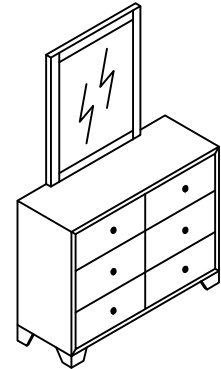
ITEM	DRAWING	DESCRIPTION	QTY
A		MIRROR	1
B		MIRROR SUPPORT RAIL	2

**BOX OF DRESSER PART LIST**

ITEM	DRAWING	DESCRIPTION	QTY
A		DRESSER	1

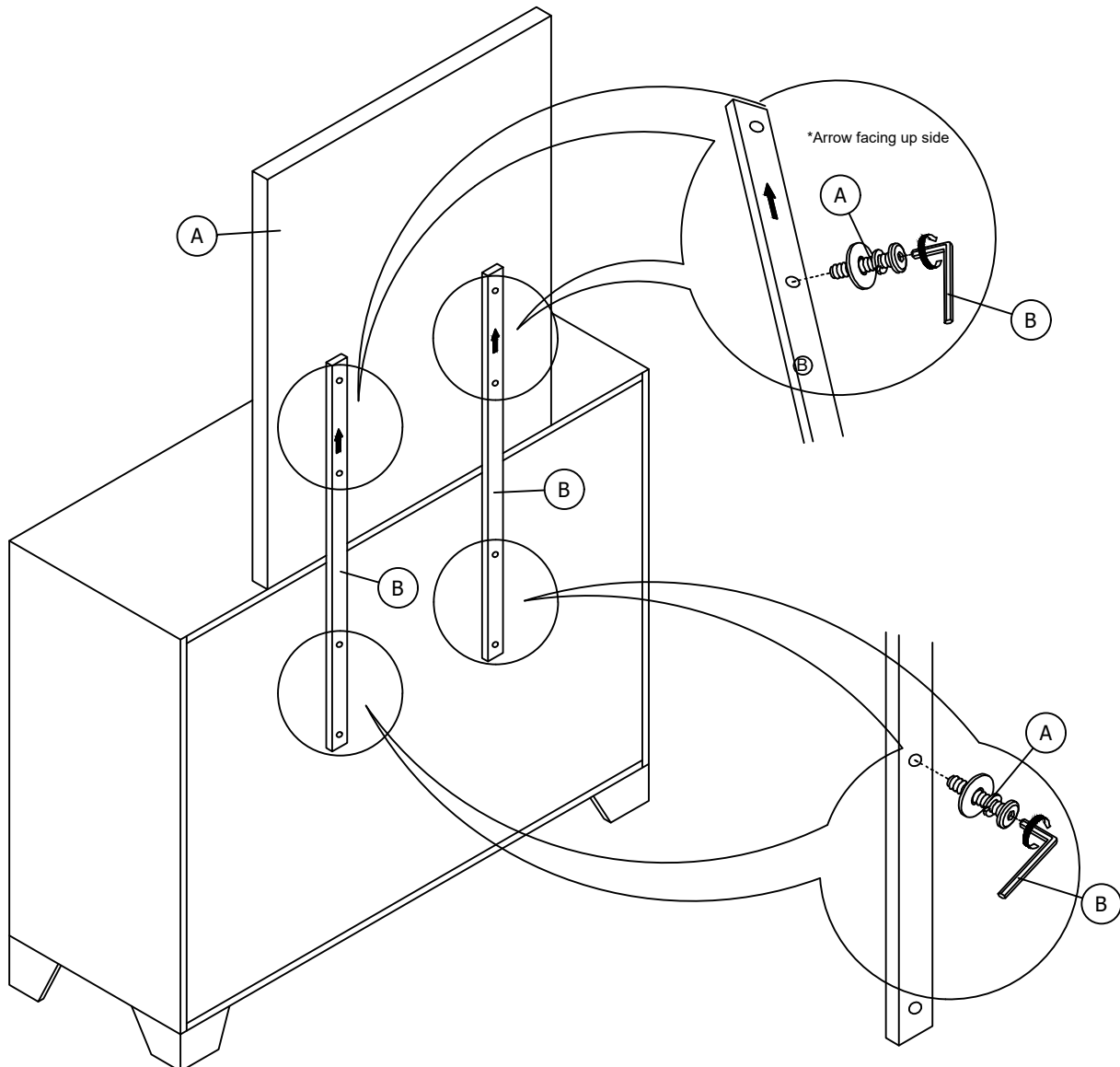
**BOX OF MIRROR HARDWARE LIST**

ITEM	DRAWING	DESCRIPTION	QTY
1		JCBC SCREW M6x40mm	8
2		L-KEY M4x65mm	1



COMPLETED MIRROR ASSEMBLY

STEP 1



THE HARDWARE IS LOCATED IN THE PACKING ITEMS  
 THE ANTI TIPPING HARDWARE IS LOCATED IN THE RIGHT SIDE FRONT DRAWER OF DRESSER

PAGE 1 OF 1

NOTE : Periodically check to ensure that all connectors (bolts, screws, etc.) are tight.

MADE IN MALAYSIA