







# ASSEMBLY INSTRUCTION


ITEM : B9250-2 NIGHT STAND

**BOX OF NIGHTSTAND NIGHTSTAND**

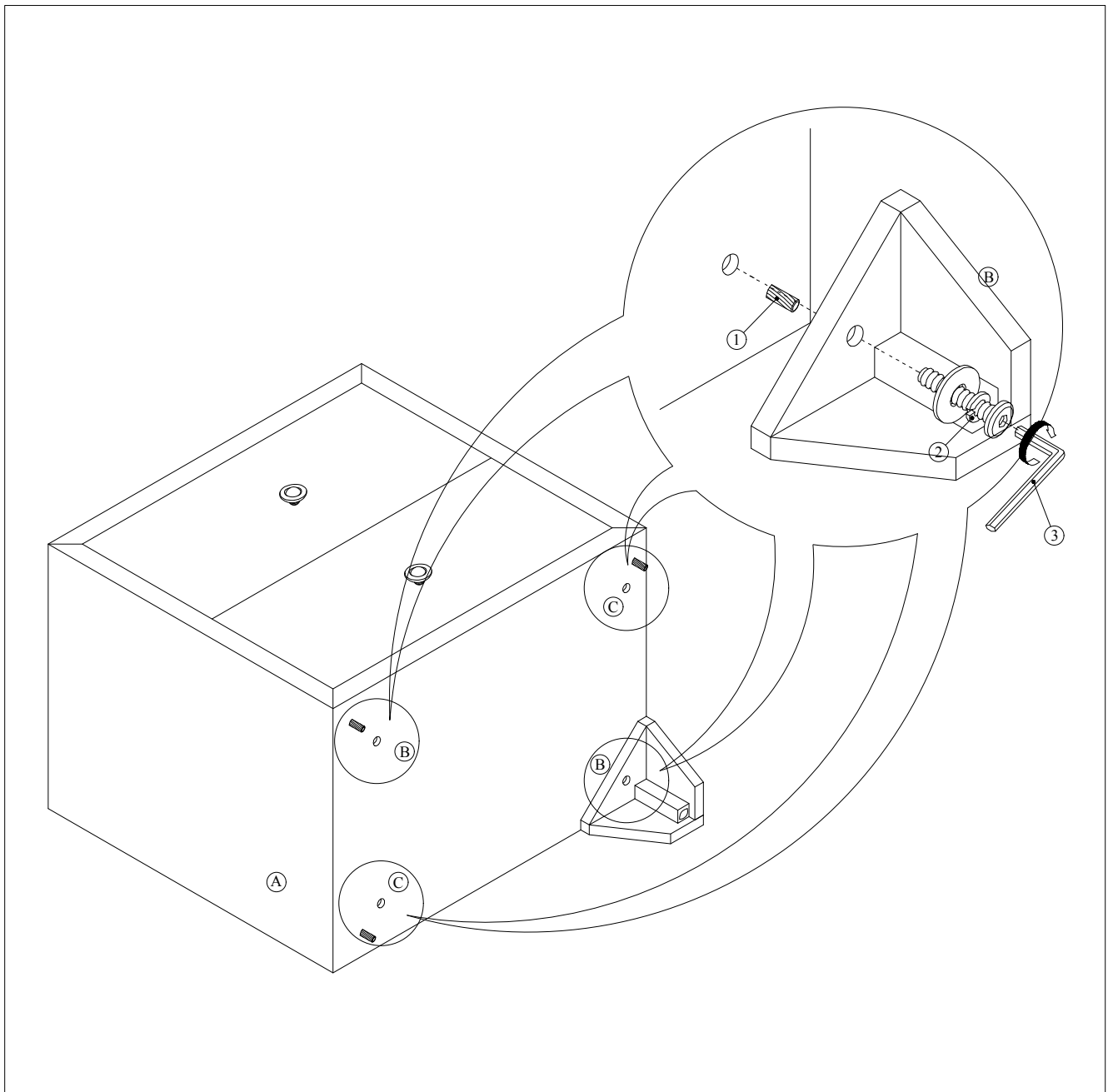
ITEM	DRAWING	DESCRIPTION	QTY
A		NIGHTSTAND	1
B		LEG (B) (Located in the bottom drawer)	2
C		LEG (C) (Located in the bottom drawer)	2

**BOX OF NIGHTSTAND HARDWARE LIST**

ITEM	DRAWING	DESCRIPTION	QTY
1		WOOD DOWEL M8x30mm	4
2		JCBC SCREW M6x40mm	4
3		L-KEY M4x65mm	1



COMPLETED NIGHTSTAND ASSEMBLY



THE HARDWARE IS LOCATED IN THE PACKING ITEMS

NOTE : MUST TIGHT SCREWS PERIODICALL. WITH USE SCREWS MAY BECOME LOOSE.  
CHECK TIGHNESS OF ALL SCREWS EVERY 6-8 WEEKS.

**MADE IN MALAYSIA**