



# ASSEMBLY INSTRUCTIONS

ITEM : B9285-1 DRESSER

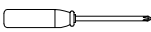
## BOX OF DRESSER PART LIST


ITEM	DRAWING	DESCRIPTION	QTY
A		DRESSER	1

## BOX OF DRESSER HARDWARE LIST

ITEM	DRAWING	DESCRIPTION	QTY
1		TIPPING RESTRAINT * Located in the dresser 1st right side front drawer.	1 PC

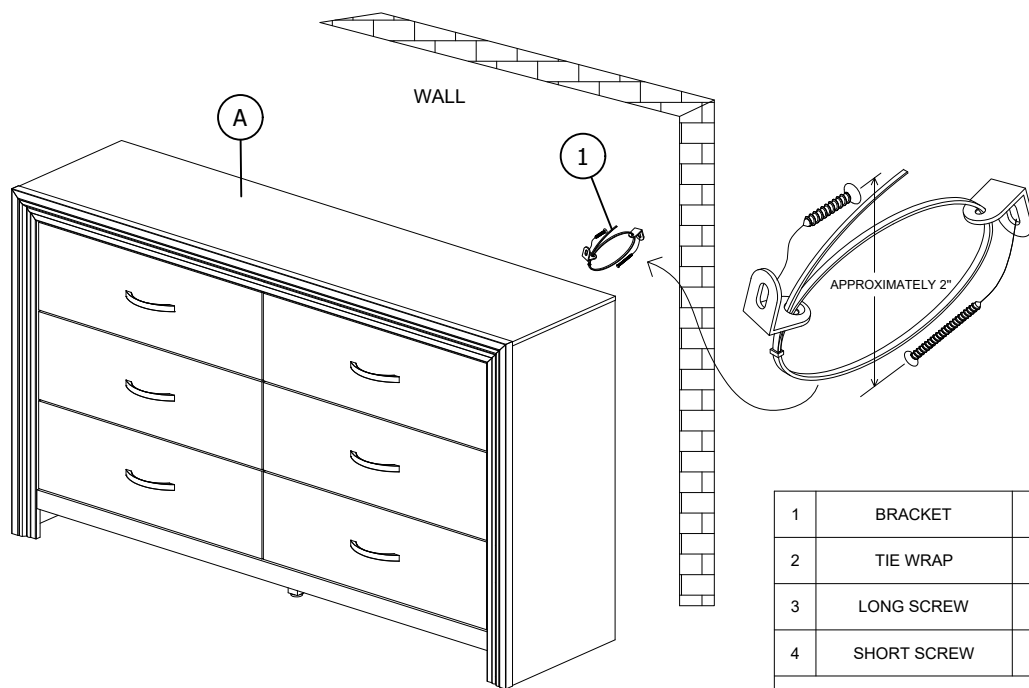
## ASSEMBLY TOOLS REQUIRED






SCREWDRIVER (NOT PROVIDED)		1
-------------------------------	---	---



COMPLETED ASSEMBLY

## STEP 1



1	BRACKET		2PCS
2	TIE WRAP		1PC
3	LONG SCREW		1PC
4	SHORT SCREW		1PC
ASSEMBLY TOOL NOT INCLUDED			

THE HARDWARE IS LOCATED IN THE PACKING ITEMS

PAGE 01 OF 01

THE ANTI TIPPING HARDWARE IS LOCATED IN THE DRESSER 1ST RIGHT SIDE FRONT DRAWER

NOTE : Periodically check to ensure that all connectors (bolts, screws, etc.) are tight.

MADE IN MALAYSIA