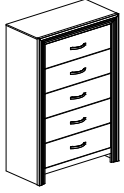



ASSEMBLY INSTRUCTIONS

ITEM : B9285-4 CHEST

BOX OF CHEST PART LIST

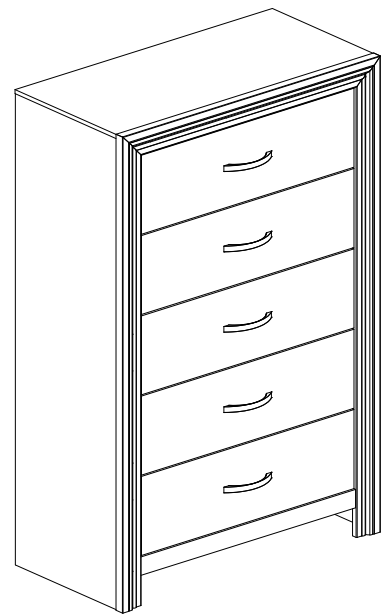
ITEM	DRAWING	DESCRIPTION	QTY
A		CHEST	1

BOX OF CHEST HARDWARE LIST

ITEM	DRAWING	DESCRIPTION	QTY
1		TIPPING RESTRAINT * Located in the chest 1st drawer.	1 PC

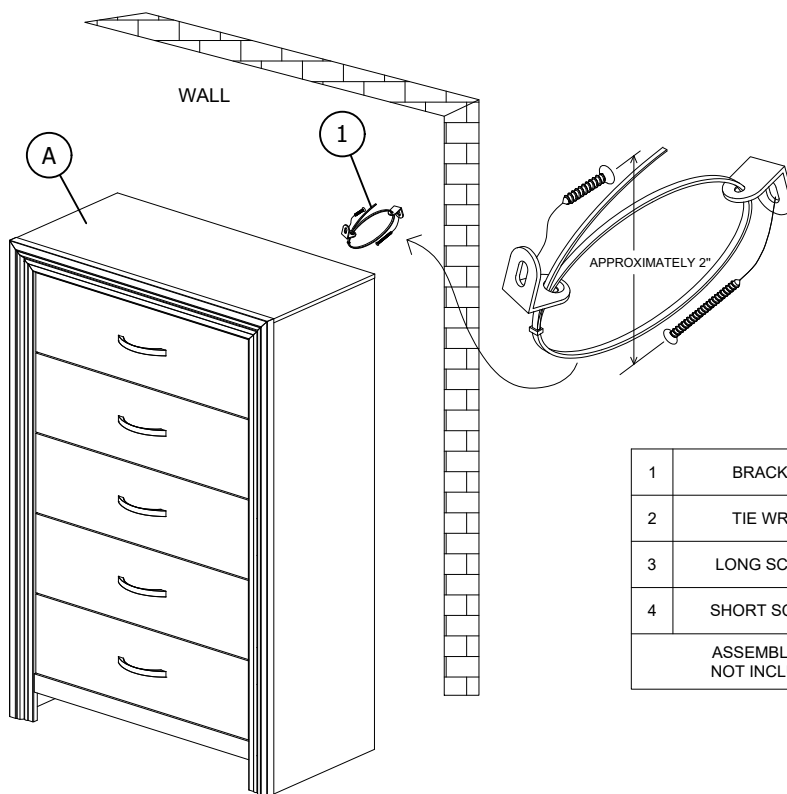
ASSEMBLY TOOLS REQUIRED






DESCRIPTION	DRAWING	QTY
SCREWDRIVER (NOT PROVIDED)		1



COMPLETED ASSEMBLY

STEP 1



1	BRACKET		2PCS
2	TIE WRAP		1PC
3	LONG SCREW		1PC
4	SHORT SCREW		1PC
ASSEMBLY TOOL NOT INCLUDED			

THE HARDWARE IS LOCATED IN THE PACKING ITEMS
THE ANTI TIPPING HARDWARE IS LOCATED IN THE CHEST 1ST DRAWER

PAGE 01 OF 01

NOTE : Periodically check to ensure that all connectors (bolts, screws, etc.) are tight.

MADE IN MALAYSIA