




# ASSEMBLY INSTRUCTION


ITEM : B9290-11 MIRROR

**BOX OF MIRROR**  
MIRROR

ITEM	DRAWING	DESCRIPTION	QTY
A		MIRROR	1
B		MIRROR SUPPORT RAIL	2



**BOX OF DRESSER**  
DRESSER

ITEM	DRAWING	DESCRIPTION	QTY
C		DRESSER	1

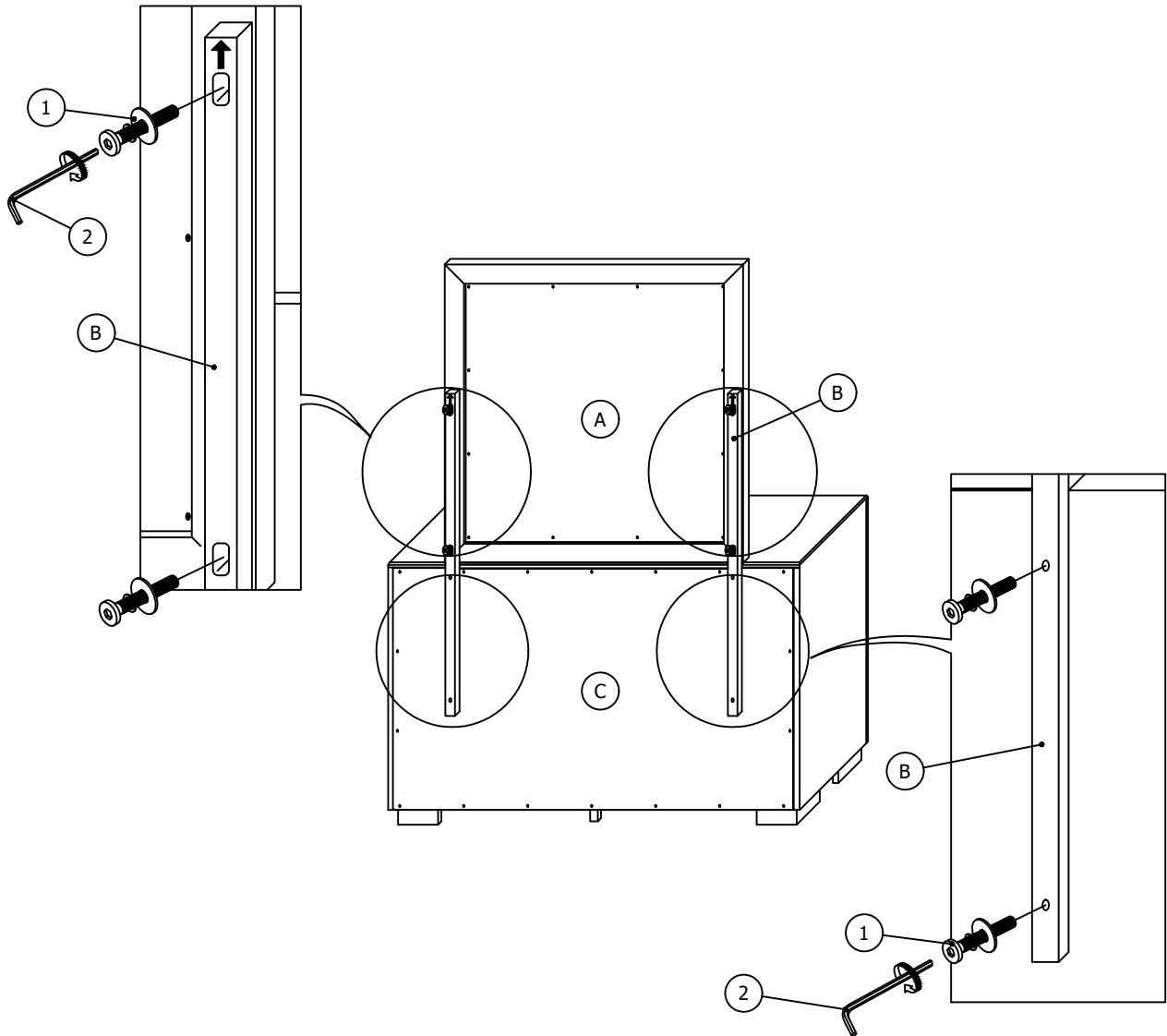


**COMPLETED MIRROR & DRESSER ASSEMBLY**

**BOX OF MIRROR**  
HARDWARE LIST

ITEM	DRAWING	DESCRIPTION	QTY
1		JCBC SCREW M6x40mm	8
2		L-KEY M4x65mm	1

**STEP 1**



THE HARDWARE IS LOCATED IN THE PACKING ITEMS  
THE ANTI TIPPING HARDWARE IS LOCATED IN THE 1ST RIGHT SIDE FRONT DRAWER OF DRESSER.

NOTE : MUST TIGHT SCREWS PERIODICALL. WITH USE SCREWS MAY BECOME LOOSE.  
CHECK TIGHTNESS OF ALL SCREWS EVERY 6-8 WEEKS.