








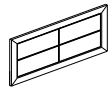

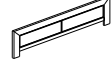

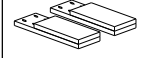



# FULL BED

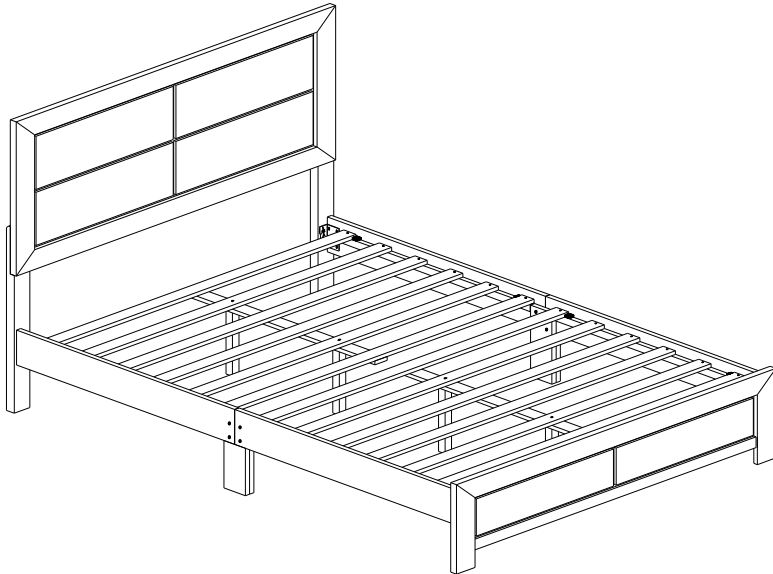
## B9310 / B9320-F-BED Headboard / Footboard / Side Rail

Thank you for purchasing this quality product . Be sure to check all packing material carefully for small parts that may have come loose inside the carton during shipment.

**\*\*Do not fully tighten screws until fully assembled\*\***

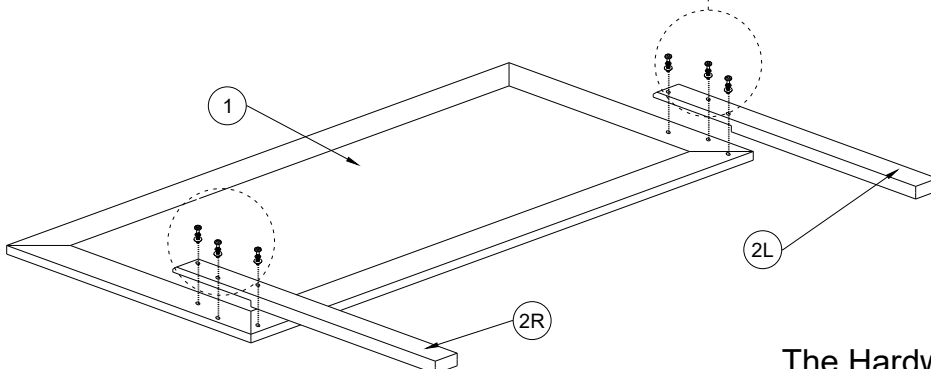
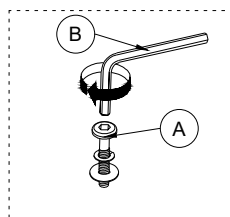
Box of Headboard / Footboard / Rail - Hardware List			
<b>A</b>		JCBB BOLT M8 x 1.0 x 40 mm	6
<b>B</b>		ALLEN KEY - M5	1
<b>C</b>		JCBB BOLT - M8 x 16 mm	8
<b>D</b>		JCBC BOLT M6 x 1.0 x 40 mm	8
<b>E</b>		JCBC BOLT - M6 x 50 mm	4
<b>F</b>		CSK SCREW - M4 x 32 mm	24
<b>G</b>		ALLEN KEY - M4	1

Box of Headboard / Footboard / Rail		
NO	DESCRIPTION	QTY
<b>1</b>	 Headboard	<b>1</b>
<b>2</b>	 Headboard Leg - L & R	<b>2</b>
<b>3</b>	 Footboard	<b>1</b>
<b>4</b>	 Side Rail - L & R	<b>4</b>
<b>5</b>	 Side Rail Support Leg	<b>2</b>
<b>6</b>	 Bed Slat	<b>12</b>
<b>7</b>	 Middle Slat	<b>2</b>
<b>8</b>	 Slat Support	<b>4</b>



### COMPLETE ASSEMBLY

#### STEP 1



The Hardware is Located in the Packing Items.



PLACE WOOD PARTS ON A  
CLEAN NON-ABRASSIVE SURFACE

